

Stroke & Coat

The Creative Choice



"America's Finest Colors"
~ Since 1954 ~



www.maycocolors.com

Stroke & Coat®

Also known as “The Wonder Glaze” because of its versatility of use. Stroke & Coats® unique formulation combines the performance properties of an underglaze with the fired finish results of a gloss glaze. Stroke & Coats® can be applied to earthenware, stoneware or porcelain surfaces of clay or bisque and can be fired from cones 06 to 6, with most colors reaching cone 10 in oxidation or reduction fire.

Stroke & Coats® is a heavily pigmented, viscous glaze line that can be used for brush strokes or opaque coverage. Use these glazes to create intricate, detailed designs and butt up to one another without colors moving. And, when used in a majolica process, Stroke & Coats® will not move nor blend with the colors beneath. Stroke & Coat® colors are intermixable, allowing artists to create custom shades. Or thin with water or media to create a “wash” or water-color style of design. Because the liquid color is consistent with the fired color, artists will have no trouble visualizing finished results as they create.

Accents, a member of the Stroke & Coat® family, is a dimensional glaze that can be used to create raised designs, outlines and other decorations. It can be applied directly on clay, unpainted bisque or over other glazes. Clear glaze may be applied if desired.

Non-toxic and foodsafe, Stroke & Coats® are safe for artists of all ages. And because of its versatility, it is the ideal product of choice for studio, classroom, potter or fine artist. Stroke & Coat® - *The Creative Choice*.

Stroke & Coats® and Speckled Stroke & Coats® are now AP certified non-toxic through ACMI (Art & Creative Materials Institute), of which Mayco is a member. Toxicological services are provided by Duke University, who is recognized as a leader in art materials safety.

General use:

One coat will create a translucent finish with subsequent coats adding opacity. We suggest 2-3 coats for opacity and all over coverage. Let dry between coats. Stroke & Coats® will fire to a gloss finish without clear glaze. However, if desired, a clear glaze can be added. For application to clay, we recommend leaving an area unglazed, such as the back or bottom of the ware, to allow for out-gassing of the clay during the firing process.

Stroke & Coats® have been formulated to mature at shelf cone 06/05. Most Stroke & Coats® will maintain their color at higher temperatures, especially reds, oranges, yellows, green and blue.

Their performance at cone 6 is noted on each individual product label for changes. We recommend testing prior to use.




Available sizes:

- 2oz. squeeze.
- 8oz. squeeze.
- 16oz. squeeze.
- Gallons. (available in 12 colors)

Stroke & Coat®



SC-16
Cotton Tail



SC-37
Ivory Tower



SC-55
Yella Bout It



SC-6
Sunkissed



SC-42
Butter Me Up



SC-24
Dandelion



SC-94
Curry Around



SC-23
Jack O'Lantern



SC-50
Orange Ya Happy



SC-75
Orange-A-Peel




SC-88
Tu Tu Tango




SC-2
Melon-Choly



SC-89
Cutie Pie Coral



SC-22
Carrot Top



SC-80
Basketball



SC-73
Candy Apple Red




SC-74
Hot Tamale



SC-87
Ruby Slippers



SC-4
Salsa



SC-82
Tuscan Red



SC-81
Cinnamon Stix



SC-1
Pink-A-Boo



SC-70
Pink-A-Dot



SC-95
Pinkie Swear



SC-17
Cheeky Pinky



SC-18
Rosey Posey



SC-3
Wine About It



SC-40
Blueberry Hill



SC-85
Orkid



SC-53
Purple Haze


Stroke & Coat®



SC-72
Grape Jelly



SC-13
Grapel



SC-33
Fruit of the Vine



SC-58
501 Blues




SC-71
Purple-licious



SC-45
My Blue Heaven



SC-65
Peri-Twinkle



SC-30
Blue Dawn




SC-11
Blue Yonder




SC-31
The Blues




SC-76
Cara-Bein Blue



SC-29
Blue Grass



SC-12
Moody Blue



SC-32
Bluebeard




SC-91
Seabreeze



SC-9
Jaded



SC-10
Teal Next Time



SC-28
Blue Isle



SC-77
Glo Worm



SC-93
Honeydew List



SC-78
Lime Light



SC-43
Lettuce Alone



SC-27
Sour Apple




SC-52
Toad-ily Green



SC-7
Leapin' Lizard



SC-26
Green Thumb



SC-39
Army Surplus



SC-8
Just Froggy




SC-36
Irish Luck



SC-63
Popeye's Favorite

Stroke & Coat®



SC-79
It's Sage



SC-86
Old Lace



SC-54
Vanilla Dip



SC-46
Rawhide



SC-20
Birthday Suit



SC-51
Poo Bear



SC-5
Tiger Tail



SC-84
Dee John



SC-25
Crackerjack Brown



SC-92
Café Olé



SC-41
Brown Cow



SC-48
Camel Back




SC-14
Java Bean




SC-34
Down To Earth




SC-83
Tip Taupe




SC-90
Elephant Ears



SC-60
Silver Lining



SC-35
Gray Hare



SC-15
Tuxedo

Tips for use:

- SC-13 Grapel, SC-33 Fruit of the Vine and SC-85 Orkid are formulated with Chrome-tin pigments and can be sensitive to non-toxic clear glaze. We recommend prior testing and light application of the clear glaze to avoid milkiness. These colors will not fade when used with Mayco's NT-CLR glaze.
- SC-70 Pink-a-Dot is more translucent than other Stroke & Coats®. Additional coats may be necessary to achieve opacity.
- Can be applied with brush, sponge, detailer bottle and stamps.
- Can be used in alternative firings such as raku and wood.

For more information, visit www.maycocolors.com

Speckled Stroke & Coat®



SP-216
Speckled
Cotton Tail



SP-206
Speckled
Sunkissed



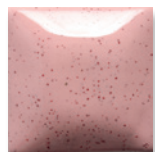
SP-223
Speckled
Jack O'Lantern



SP-275
Speckled
Orange-A-Peel



SP-274
Speckled
Hot Tamale



SP-201
Speckled
Pink-A-Boo



SP-270
Speckled
Pink-A-Dot




SP-203
Speckled
Wine About It



SP-253
Speckled
Purple Haze



SP-213
Speckled
Grapel



SP-245
Speckled
My Blue Heaven




SP-211
Speckled
Blue Yonder



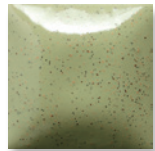
SP-231
Speckled
The Blues



SP-212
Speckled
Moody Blue



SP-210
Speckled
Teal Next Time



SP-279
Speckled
It's Sage



SP-227
Speckled
Sour Apple



SP-226
Speckled
Green Thumb



SP-254
Speckled
Vanilla Dip




SP-205
Speckled
Tiger Tail



SP-241
Speckled
Brown Cow




SP-260
Speckled
Silver Lining



SP-215
Speckled
Tuxedo

Stroke & Coat® Accents



SA-003
White



SA-001
Red



SA-002
Black

**Stroke
& Coat™**
At Work

Light over Dark



Lighter colors can be used over dark colors, remaining bright and opaque and will not blend with colors underneath.

On Greenware/Clay

Apply Stroke & Coats® directly to wet or leatherhard clay and fire to cone 04. Colors retain their vibrancy and color with huge time savings. As an alternative, you could also use Stroke & Coats® in a wash technique, add a coat of clear glaze and fire to cone 04. Note: we recommend leaving an area unglazed such as bottom or back for outgassing during firing.



Dimensional

Create raised surface using Mayco's Writer tip applicator or slip trailers.



Gloss without clear glaze

Stroke & Coat® will fire glossy without addition of a clear glaze. Clear glaze can be added if additional glossiness is desired or Stroke & Coats® have not been applied in a consistent, overall coverage onto unglazed dinnerware.



No Fail Reds

Stroke & Coat® reds are the best on the market. Easy to use and fire red every time with no special application or attention during firing. Great for kids and students, perfect for the potter looking for a red accent at cone 10.



Mid-Range

Many Stroke & Coats® perform well at mid-range (cone 5/6) and higher temperatures (cone 9/10). Darker colors may darken compared to their cone 06 results. Lighter colors will fade. We recommend testing at your preferred firing temperature prior to use. Cone 6 performance is noted on each color's label. Colors on plate at left are SC-74 Hot Tamale and SC-15 Tuxedo, fired to cone 6.



Majolica

Stroke & Coats® are perfect for majolica techniques. Base coat your ware with Foundations and add your design with Stroke & Coats®. The integrity of your design will remain unchanged as these glazes will not move or combine with surrounding color.



1, 2, 3 coats

One coat creates designs with translucent effect with additional coats adding opacity. Stroke & Coats® are heavily pigmented and will not streak, no matter the number of coats.



Glaze Combinations

Use Stroke & Coats® with other glazes, such as Jungle Gem Crystals and Elements glazes, to invent unique looks. Add a splash of color with Stroke & Coats® to Mayco Stoneware glazes at cone 6.



Other Surface Techniques

Make unusual surface designs using Stroke & Coats® in silkscreening and image transfer processes. Add textural design components using lace, yarn and other materials.



Stamps & Stencils

Create design using Stroke & Coats® with stamps and stencils. Using Mayco's Designer Stamps, brush or sponge Stroke & Coat® color to stamp surface and press onto unfired glaze surface and fire.

Featured stamp: ST-113 Circulate Stamp



Painterly Properties

Much like using an oil or watercolor, Stroke & Coats® can be used to create a life-like portrait or landscape, using rendering, shading, blending and other painting techniques to add dimension and a sense of realism to your work.

Contributing artist: Laurie Wright.




Brushwork

Paint intricate patterns as Stroke & Coats® will not move or bleed into surrounding colors. Double load color onto brushes or use specialty brushes such as CB-106 Script Liner or CB-202 #2 Detail liner to generate various shades of color and add dimension.



Intermixable


Stroke & Coats® are intermixable, allowing the artist to create custom colors for specialized designs. Perfect for the art educator looking for a tool to teach color theory in the classroom.



Moody Blue





Sunkissed




Hot Tamale





Cotton Tail




Hot Tamale



Moody Blue





Mayco Colors
Coloramics, LLC
4077 Weaver Court S.
Hilliard, OH 43026
PH: 614-876-1171
FX: 614-876-9904



www.maycocolors.com

MC-282