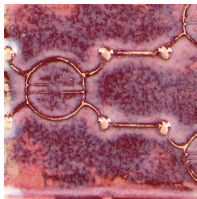


# the OPALESCENT ADVANTAGE

- Enhances textured surfaces
- Great over colored clay or underglaze
- Food safe

## TECHNIQUES

- Brush three coats on cone 04 bisque, and fire to cone 05.
- Opalescents are fluid and break across textured surfaces, showing off the clay underneath.
- Layer over Velvet Underglazes for different visual combinations



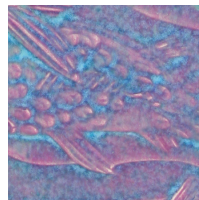
O-52 Fuschia  
V-385 Cinnamon



O-42 Moss Green  
V-309 Deep Yellow



O-21 Aquamarine  
V-382 Red



O-20 Bluebell  
V-380 Violet



O-26 Turquoise on AMACO 67-M Sedona Red Clay.  
Fired to Cone 05.

## FAQ

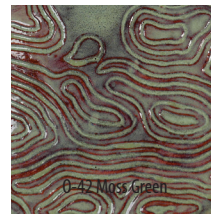
**Apply to...** Cone 04 bisque

**Fire to...** Cone 05

**Food safe?** Yes

## TEXTURE-TASTIC

AMACO's Opalescents break over any kind of texture, creating beautiful depth and variety in your work.




O-42 Moss Green



O-52 Fuschia



O-12 Tawny



O-20 Bluebell

## GET INSPIRED!

Check out this lesson plan using Opalescents and Velvet Underglazes on [amaco.com/lesson\\_plans](http://amaco.com/lesson_plans).



Lanterns to Light

