



2016
Color Guide

America's Finest Colors
~since 1954~



Hello friends!

We are pleased to share our 2016 Color Guide, featuring our assortment of glazes, acrylics and decorating accessories. Decorated samples, product information and tips are included to stimulate the creative process. Our ultimate goal is to inspire creativity, prompting the artist within to explore and experiment with new looks and techniques.

This Color Guide also tells our story. The catalog cover features three flowers. While the construction and forms are almost identical, three different decorating approaches are shown: low-fire glazes, mid-range glazes and non-fired acrylics. Our consumers are as diverse as our products but share a common characteristic – the desire to create, a process we want to be part of.

The enormous amount of thought and effort invested into the creation of this catalog is reflective of our employees' passion and dedication to our mission – to ignite the creativity and inspire ceramic artists of all levels of experience. We are committed to producing the highest quality product, at an affordable price on which the consumer can depend. Mayco – America's Finest Colors since 1954.

Creatively Yours,

The Mayco Team



2016 Color Guide TABLE *of* CONTENTS


Fired Colors	02
Non-Fired Products	36
Creative Tools	39
Reference	51



Low-Fire Glazes



Mid-Range Glazes



Non-Fired Acrylics



**Stroke
& Coat®**




The Creative Choice

Fired Products

Stroke & Coat®



SC-16
Cotton Tail




SC-37
Ivory Tower



SC-55
Yella Bout It



SC-6
Sunkissed



SC-42
Butter Me Up



SC-24
Dandelion



SC-97
Cant-elope



SC-94
Curry Around



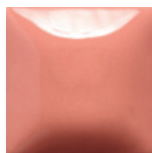
SC-80
Basketball



SC-23
Jack O'Lantern



SC-50
Orange Ya Happy



SC-2
Melon-Choly



SC-89
Cutie Pie Coral



SC-75
Orange-A-Peel



SC-22
Carrot Top




SC-88
Tu Tu Tango




SC-4
Salsa




SC-73
Candy Apple Red



SC-74
Hot Tamale



SC-82
Tuscan Red




SC-87
Ruby Slippers




SC-81
Cinnamon Stix



SC-1
Pink-A-Boo



SC-70
Pink-A-Dot



SC-95
Pinkie Swear



SC-17
Cheeky Pinky



SC-18
Rosey Posey



SC-3
Wine About It



SC-40
Blueberry Hill



SC-85
Orkid




SC-53
Purple Haze



SC-72
Grape Jelly




SC-13
Grapel



SC-33
Fruit of the Vine



SC-58
501 Blues



SC-71
Purple-licious



SC-91
Seabreeze



SC-45
My Blue Heaven



SC-65
Peri-Twinkle



SC-30
Blue Dawn




SC-11
Blue Yonder




SC-31
The Blues




SC-76
Cara-Bein Blue



SC-29
Blue Grass



SC-12
Moody Blue



SC-32
Bluebeard



SC-28
Blue Isle




SC-9
Jaded




SC-10
Teal Next Time



SC-96
Aqu-ward




SC-77
Glo-Worm



SC-78
Lime Light



SC-93
Honeydew List




SC-43
Lettuce Alone



SC-27
Sour Apple



SC-52
Toad-ily Green



Stroke & Coat® glazes can be applied to wet or leather hard clay as well as bisque, fired from cone 06 to 10, in oxidation or reduction. Apply for all over coverage or in a painterly style, Stroke & Coats® can be the star or play a supporting role in endless glaze combinations. It is the ideal product of choice for the studio, classroom, potter, and fine artists.


Stroke & Coat® Class Packs

Stroke & Coat® glazes are available in assortments that include our most popular colors. Great choice for the classroom or studio. **Value priced** packs are available in 2oz and pints.

Stroke & Coat® Kit 2

SC-KIT2 Contains 12 - 2 oz squeeze bottles, one each of the following colors.

SC-KT2P Contains 12 pint bottles, one each of the following colors.



SC-16 Cotton Tail, SC-24 Dandelion, SC-1 Pink-A-Boo, SC-17 Cheeky Pinky, SC-3 Wine About It, SC-30 Blue Dawn, SC-28 Blue Isle, SC-10 Teal Next Time, SC-8 Just Froggy, SC-20 Birthday Suit, SC-25 Crackerjack Brown, SC-15 Tuxedo

Stroke & Coat® Kit 3

SC-KIT3 Contains 12 - 2 oz squeeze bottles, one each of the following colors.

SC-KT3P Contains 12 pint bottles, one each of the following colors.



SC-16 Cotton Tail, SC-6 Sunkissed, SC-23 Jack O'Lantern, SC-73 Candy Apple Red, SC-1 Pink-A-Boo, SC-3 Wine About It, SC-31 The Blues, SC-12 Moody Blue, SC-27 Sour Apple, SC-36 Irish Luck, SC-48 Camel Back, SC-15 Tuxedo

Stroke & Coat® Kit 1

SC-KIT1 Contains 12 - 2 oz squeeze bottles, one each of the following colors.

SC-KT1P Contains 12 pint bottles, one each of the following colors.



SC-16 Cotton Tail, SC-6 Sunkissed, SC-75 Orange-A-Peel, SC-74 Hot Tamale, SC-18 Rosey Posey, SC-13 Grapel, SC-11 Blue Yonder, SC-12 Moody Blue, SC-26 Green Thumb, SC-36 Irish Luck, SC-14 Java Bean, SC-15 Tuxedo



**Stroke
& Coat®**



Available sizes

- » 2 oz squeeze
- » 8 oz squeeze
- » 16 oz squeeze
- » Gallons - available in 12 colors

General Use

One coat of Mayco Stroke & Coat® will create a translucent finish with subsequent coats adding opacity. For shown results, we suggest 2-3 coats for full opacity and all over coverage. Let dry between coats. Stroke & Coat® glazes will fire to a gloss finish without clear glaze. However, if desired, a clear glaze (such as NT-CLR Clear One Dipping Glaze or S-2101 Crystal Clear Brushing) can be added. For application on wet or leatherhard clay and firing to cone 04, colors will retain their vibrancy with huge time savings. We recommend leaving an area unglazed, such as the back or bottom of the unfired piece, to allow for out-gassing of the clay during the single-firing process.

Stroke & Coat® glazes have been formulated to mature at cone 06/05. Most Stroke & Coats® will maintain their color at higher temperatures, especially reds, oranges, yellows, greens, and blues. Their performance at cone 6 is noted on each individual product label with any changes. We recommend testing on your clay, in your kiln prior to use. Also, see the Mid-Range Firing Guide on page 51.

Stroke & Coat® glazes are Certified AP Non-Toxic and food safe.



Mid-Range

Many Stroke & Coat® glazes perform well at mid-range (cone 5/6) and higher temperatures (cone 9/10). Darker colors such as red, orange, yellow, blue and green may darken compared to their cone 06 results. Lighter colors such as tan, purple and pink will fade. We recommend testing at your preferred firing temperature prior to use. Cone 6 performance is noted on each color's label. Refer to the Mid-Range Firing Guide on page 51 for test results.

Helpful hints

1. SC-13 Grapel and SC-33 Fruit of the Vine are formulated with chrome-tin pigments and can be sensitive to non-toxic clear glaze. We recommend prior testing and light application of the clear glaze to avoid visually milky results. These colors will not fade when used with Mayco's NT-CLR One Dipping Glaze.
2. SC-70 Pink-A-Dot is more translucent than other Stroke & Coat® glazes. Additional coats may be necessary to achieve opacity.
3. Stroke & Coat® glazes do not move or blend during firing. You can butt up colors to one another or layer without losing integrity of the design.
4. Stroke & Coat® colors are intermixable, allowing artists to create custom shades. Or, thin with to create a "wash" or water-color style of design. Because the liquid color is consistent with the fired color, artists will have no trouble visualizing finished results as they create.
5. Can be applied with a brush, sponge, detailer bottle, Designer Mats, or Designer Stamps.
6. Stroke & Coats® can also be used in alternative firings such as raku, salt and wood.



Gloss without Clear Glaze

Stroke & Coats® will fire glossy without the addition of a clear glaze. Clear glaze can be added if additional glossiness is desired or if the Stroke & Coats® have not been applied in a consistent, all over coverage, especially on dinnerware surfaces.

On Greenware/Clay

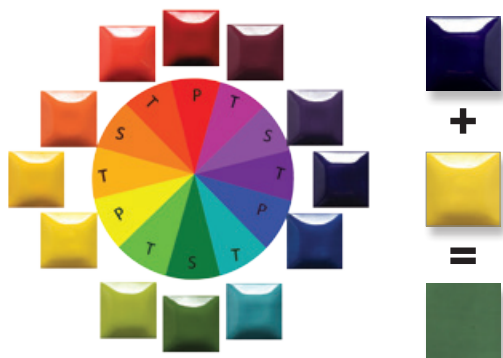
Apply Stroke & Coats® directly to wet or leatherhard clay and fire to cone 04. Colors retain their vibrancy with huge time savings. Note: We recommend leaving an area unglazed, such as the back or bottom of the piece, for out-gassing of the clay during firing.

1, 2, 3 coats

One coat of Stroke & Coat® glazes result in a translucent effect with additional coats adding opacity. Stroke & Coats® are heavily pigmented and will not streak, no matter the number of coats.

Intermixable

Stroke & Coats® are intermixable- create custom colors for specialized designs. Perfect for the art educator looking for a tool to teach color theory or create a broader palette with just a few colors.



No Fail Reds

The Stroke & Coat® red hues are the best on the market. SC-73 Candy Apply Red, SC-74 Hot Tamale, and SC-82 Tuscan Red are easy to use and fire red every time with no special application or extra attention during firing. Great for kids and students, and perfect for the potter looking for red coloring up to cone 10.



Glaze Combinations

Layer Stroke & Coat® colors when applying or use in combination with other glazes, such as Foundations®, Jungle Gems™ or Elements™ to create unique looks. When used in a majolica technique, colors will not move or blend with surrounding colors.



Fired Products

Speckled Stroke & Coat®



SP-216
Speckled
Cotton Tail




SP-206
Speckled
Sunkissed



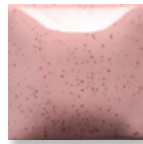
SP-223
Speckled
Jack O'Lantern



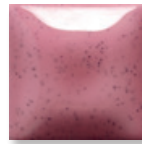
SP-275
Speckled
Orange-A-Peel



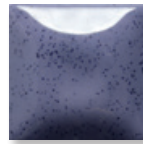
SP-274
Speckled
Hot Tamale



SP-201
Speckled
Pink-A-Boo



SP-270
Speckled
Pink-A-Dot




SP-253
Speckled
Purple Haze



SP-213
Speckled
Grapel



SP-245
Speckled
My Blue Heaven



SP-211
Speckled
Blue Yonder



SP-231
Speckled
The Blues



SP-212
Speckled
Moody Blue



SP-210
Speckled
Teal Next Time



SP-227
Speckled
Sour Apple



SP-226
Speckled
Green Thumb



SP-254
Speckled
Vanilla Dip




SP-205
Speckled
Tiger Tail



SP-241
Speckled
Brown Cow



SP-260
Speckled
Silver Lining



SP-215
Speckled
Tuxedo



Stroke & Coat® Speckled Class Packs

Stroke & Coat® Speckled glazes are available in an assortment that includes our most popular colors.

Great choice for the classroom or studio. **Value priced** packs are available in 2oz and pints.



Stroke & Coat® Accents

Stroke & Coat® Accents is a dimensional glaze that can be used to create raised designs such as outlines, dots, squiggles, etc. It can be applied directly on clay, unpainted bisque, or over other low-fire glazes. When fired, Stroke & Coat® Accents will have a gloss finish. Clear glaze may be applied, if desired, without impacting the dimensional properties. Packaged in a 1.25oz squeeze bottle. Certified AP Non-Toxic and food safe.



SA-002
Black



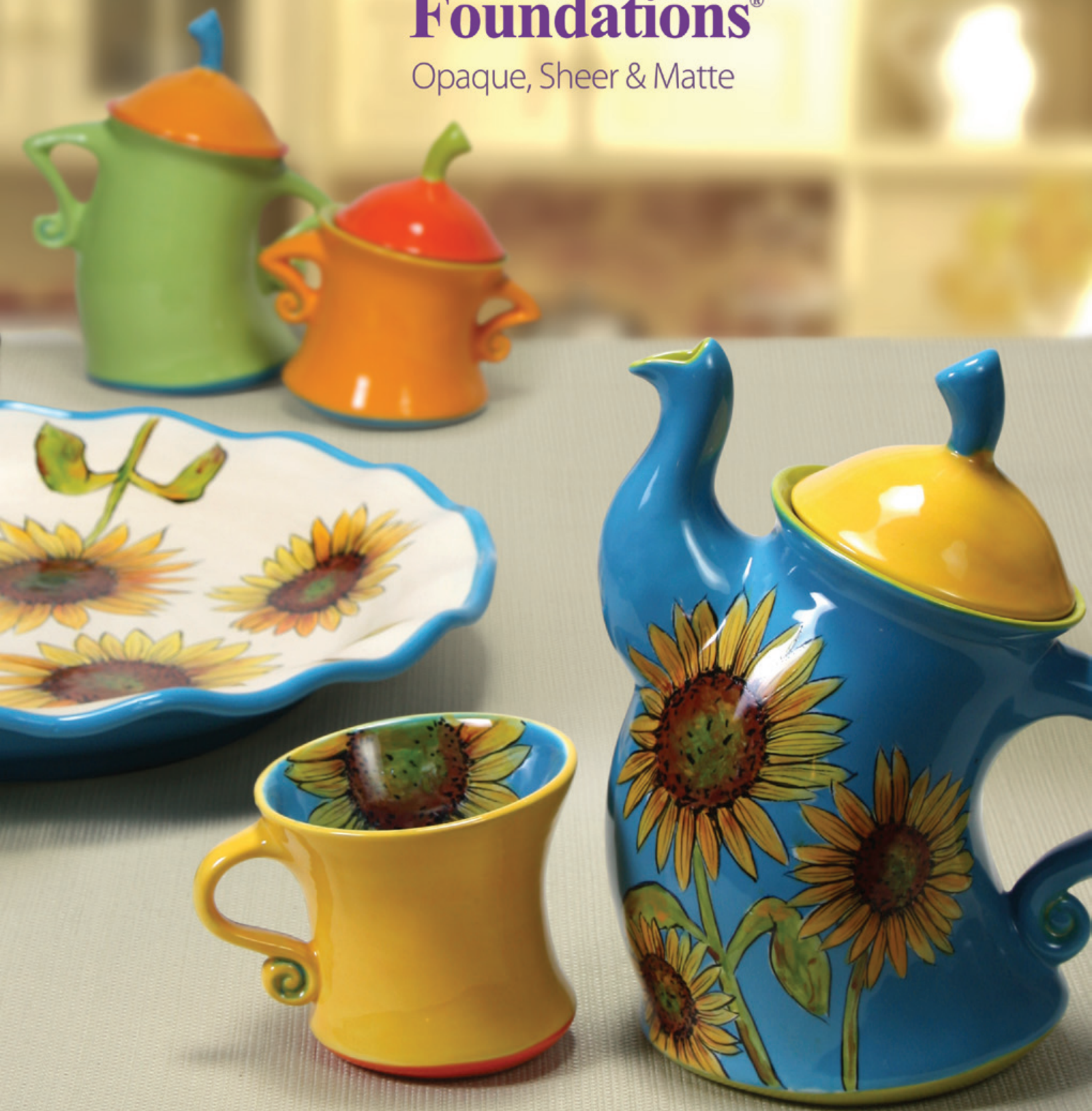
SP-216 Speckled Cotton Tail, SP-206 Speckled Sunkissed, SP-245 Speckled My Blue Heaven, SP-211 Speckled Blue Yonder, SP-212 Speckled Moody Blue, SP-213 Speckled Grapel, SP-270 Speckled Pink-A-Dot, SP-274 Speckled Hot Tamale, SP-227 Speckled Sour Apple, SP-226 Speckled Green Thumb, SP-254, Speckled Vanilla Dip, SP-215 Speckled Tuxedo.



Fundamental & Functional

Foundations[®]

Opaque, Sheer & Matte



Fired Products


Foundations® Opaque



Foundations® KIT

FN-KIT3 Contains 12 - 4 oz jars, one each of the following colors.

FN-KT3P Contains 12 pint bottles, one each of the following colors.



FN-001 White, FN-002 Yellow, FN-003 Orange, FN-004 Red, FN-005 Pink, FN-017 Purple, FN-018 Bright Blue, FN-019 Dark Blue, FN-007 Green, FN-020 Medium Green, FN-008 Brown, FN-009 Black

Foundations®



Foundations® Class Packs

Mayco's Foundations® Opaque Class Pack contains a complete palette for every color need, due to the intermixing ability of the glaze. Students will love the bright colors while educators will enjoy the performance and **value price**. Available in 4oz and pint packs.

Foundations®

Opaque, Sheer & Matte



Fired Products Foundations® Sheer & Matte

Begin your ceramic project with Foundations® as the surface.


Available in gloss opaque, gloss translucent and matte finishes, Foundations® will become an essential building block. Foundations® Opaque, Sheer and Matte glazes are easy to apply, consistent in firing performance and are budget friendly. Foundations® are stable and non-moving, excellent for majolica techniques with Stroke & Coat® and glaze combinations. Foundations® glazes dry quickly, allowing immediate additional decorating and same day firing. Easily apply to leather hard clay for time savings and same day firing. We do recommend leaving an area unglazed, such as the back or bottom of the piece, for out-gassing during firing.

Foundations® Opaque

Broad palette of 53 colors produce a beautiful, smooth, high-gloss finish and can be intermixed for custom colors. Most Foundations® Opaque glazes perform well at mid-range (cone 5/6). Refer to the Mid-Range Firing Guide on pages 51-52 for results. Certified AP Non-Toxic and food safe.

Foundations® Sheer

The soft, translucent qualities of Foundations® Sheer glazes add a tint of color to your work, allowing surface textures or design to show through. Certified AP Non-Toxic and food safe.



Foundations® Matte

For an opaque, matte finish, apply Foundations® Matte to wet or leatherhard clay and bisque for all over coverage or design work. While these colors will hold at higher firing temperatures, the matte surface will become more satin-like. Certified AP Non-Toxic and food safe.



Fired Products

Foundations®



Available sizes

- » 4 oz jar
- » 16 oz wide mouth pint
- » Gallons - available in 15 colors

General Use

Foundations® glazes are designed to mature at shelf cone 06/05. Apply 2-3 coats. Let dry between coats. When applying to a large surface, we recommend a broad, soft brush for even coverage, such as CB-604 #4 Soft Fan. Many Foundations® colors perform well at mid-range temperatures. Refer to the Mid-Range Firing Guide on pages 51-52 for results. Certified AP Non-Toxic and food safe.

Helpful Hints

1. Foundations® dry quickly for same day firing.
2. Intermixable for custom colors.
3. Can be applied to wet or leatherhard clay. We recommend leaving an area unglazed, such as the back or bottom of the piece, for out-gassing during firing.
4. Many Foundations® glazes can be fired to higher temperatures. Refer to the individual color label for performance at cone 6.



Foundations® Matte and Stroke & Coat®

Use Stroke & Coat® glazes to create designs over Foundations® Matte to create contrast and drama in design.

Foundations® Opaque and Stroke & Coat®

Formulated to work in conjunction with one another, these glazes are perfect companions in use with layering and in combination. Many of the Foundations® Opaque colors coordinate with Stroke & Coat® colors, making glaze combinations easy to create.

Foundations® Sheer with Designer Liner

As Foundations® Sheer glazes are translucent, apply over the entire design for a tint of color and gloss finish. They will not compromise the integrity of brush strokes or the intricate detail use of Designer Liner.



Foundations® come in gallons!

Foundations® are available in gallon size in 15 colors. Intermix to create a custom color or to extend your palette. **Value priced.**

A collection of ceramic animal figurines, including a giraffe, an elephant, and a rhinoceros, along with a stylized tree, all featuring vibrant, multi-colored glazes. They are arranged on a light-colored surface against a blurred background of green foliage. A speech bubble in the upper left corner contains the text 'Art in a Jar!™'.

Art in a Jar!™


Jungle Gems™
&
Crystalites™
Crystal Glazes

Fired Products

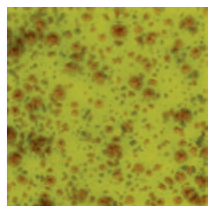
Jungle Gems™ Crystal Glaze & Crystalites™



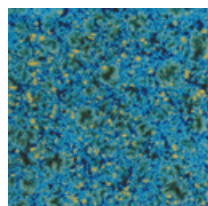
These beautiful glazes transform in the kiln when small pieces of glass burst into color and intricate patterns during the firing process. Use alone for stunning effects, in glaze combination or simply as an accent to your design.



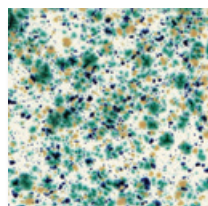
CG-716
Pagoda Green




CG-717
Pistachio



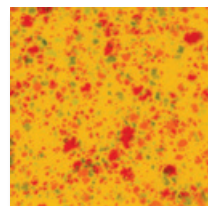
CG-718
Blue Caprice




CG-722
Seawind



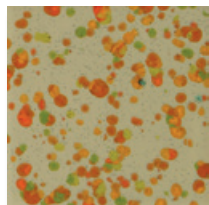
CG-750
Noel



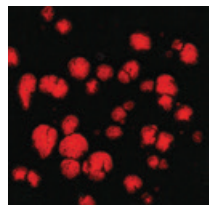
CG-753
Sassy Orange



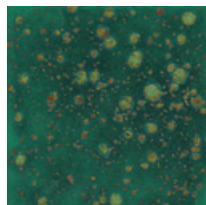
CG-756
Firecracker



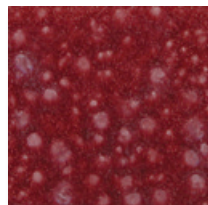
CG-772
Sand Petal




CG-779
Black Opal



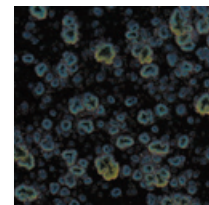
CG-780
Mystic Jade




CG-783
Strawberry Sundae



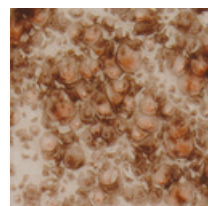
CG-785
Royal Fantasy



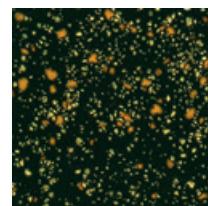
CG-786
Obsidian




CG-788
Dutch Enamelware



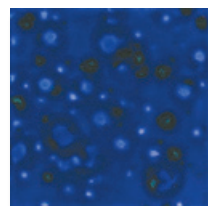
CG-795
Yadro Print




CG-798
Black Iris




CG-954
Wildfire



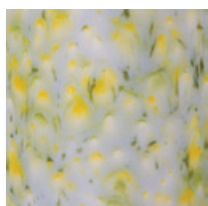
CG-958
Lagoon Blue




CG-961
Evergreen



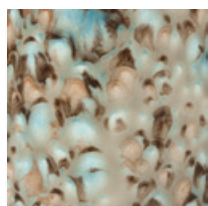
CG-962
Blue Azure



CG-963
Lemon Lime



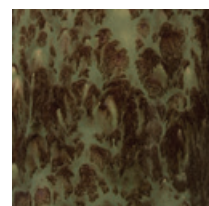
CG-964
Kaleidoscope



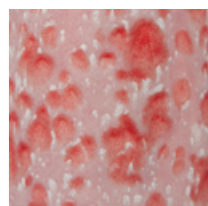
CG-965
Mocha Marble




CG-966
Tiger Lily



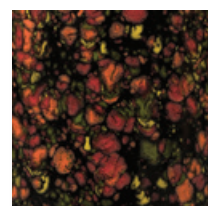
CG-967
Green Agate



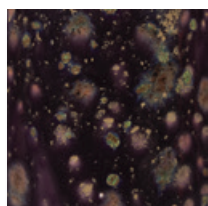
CG-968
Peppermint Twist



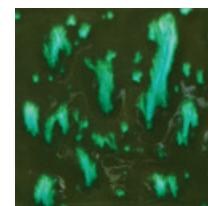
CG-969
Floral Fantasy




CG-970
Masquerade



CG-971
Purple Cosmos



CG-707
Woodland Fantasy

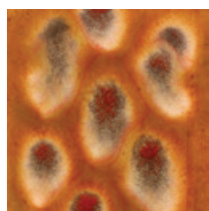


CG-713
Peacock Green




*All Crystal Glazes except for two, CG-707 and CG-713 are AP Non-Toxic


Crystal Glazes



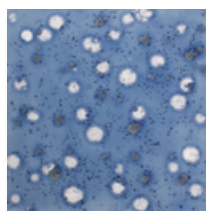
CG-972
Dragon's Breath




CG-973
Alligator



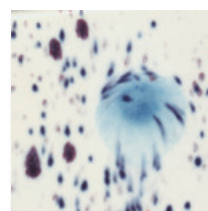
CG-974
Bloomin' Blue



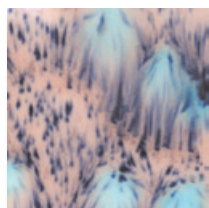
CG-975
Sky Diamonds



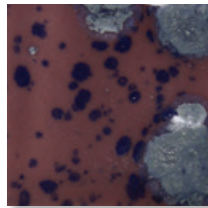
CG-977
Ink Spots



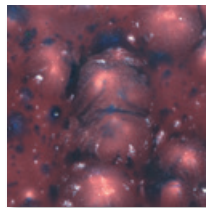
S-2701
Peacock Eyes



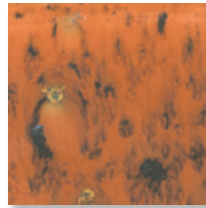
S-2702
Northern Lights



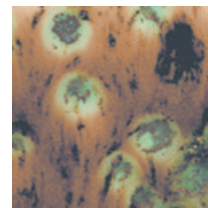
S-2703
Berryberry Pie



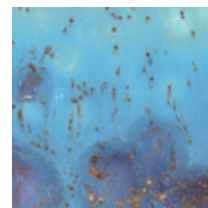
S-2704
Plum Jelly



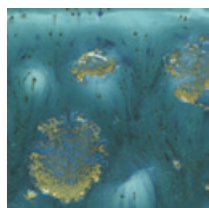
S-2708
Oriental Carmel



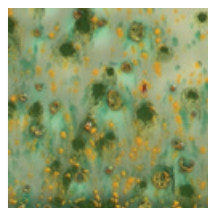
S-2709
Cappuccino Mint



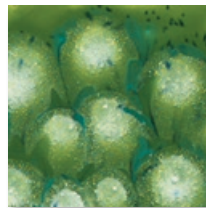
S-2711
Tahiti Grape



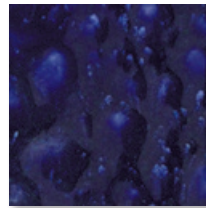
S-2712
Monsoon Seas



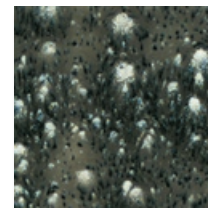
S-2714
Herb Garden



S-2715
Spotted Kiwi



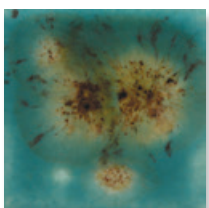
S-2716
Celestial Blue



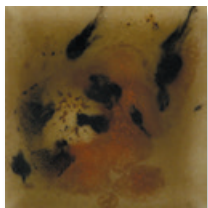
S-2718
Cosmic Black



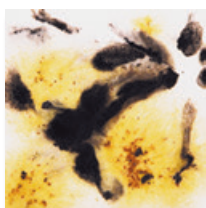
S-2723
Grape Divine



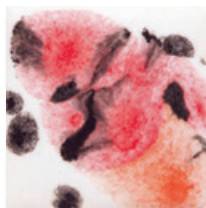
S-2724
Lotus Blossom



S-2725
Safari



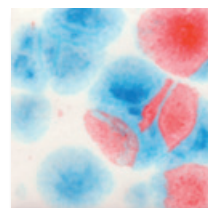
S-2726
Cheetah



S-2727
Poppy Fields



S-2729
Citrus Splash



S-2731
Kaboom


Crystal Glazes Class Packs

Mayco's Jungle Gems™ and Crystalites™ Class Packs contain a collection of the most popular colors of our crystal-infused gloss glazes. **Value Priced** packs available in 4oz and pint sizes.

Jungle Gems™ Crystal Glazes Kit

CG-KIT2 Contains 12 — 4 oz jars, one each of the following colors.

CG-KT2P Contains 12 — Pints — one each of the following colors.

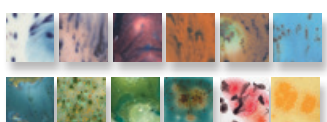


CG-785 Royal Fantasy, CG-974 Bloomin' Blue, CG-717 Pistachio, CG-718 Blue Caprice, CG-753 Sassy Orange, CG-756 Firecracker, CG-962 Blue Azure, CG-780 Mystic Jade, CG-964 Kaleidoscope, CG-798 Black Iris, CG-965 Mocha Marble, CG-970 Masquerade.

Crystalites™ Kit

S2-KIT2 Contains 12 — 4 oz jars, one each of the following colors.

S2-KT2P Contains 12 — Pints, one each of the following colors.



S-2701 Peacock Eyes, S-2702 Northern Lights, S-2704 Plum Jelly, S-2708 Oriental Carmel, S-2709 Cappuccino Mint, S-2711 Tahiti Grape, S-2712 Monsoon Seas, S-2714 Herb Garden, S-2715 Spotted Kiwi, S-2724 Lotus Blossom, S-2727 Poppy fields, S-2729 Citrus Splash



Crystals in combination with Stroke & Coat® Accents

Using Stroke & Coat® Accents for design, add visual interest by applying crystal glazes within the design or as the backdrop.

Fired Products

Crystal Glazes

Jungle Gems™
Crystal Glaze
& **Crystalites™**



Available sizes

- » 4 oz jar
- » 16 oz pint



General Use

Crystal glazes are designed to mature at cone 06/05. Apply to shelf cone 04 bisque. Shake jar well and stir before and during the application process to mix crystals throughout the glaze. Using a fan brush, such as CB-604 #4 Soft Fan, apply 3 coats, allowing glaze to dry between coats. Avoid placing crystals towards the bottom of the ware to keep from flowing onto the kiln shelf during firing. Crystal glazes can be fired to higher temperatures for very interesting results. Refer to the Mid-Range Firing Guide on page 52 for results. The crystals in the glaze will melt when fired, which may create a textured surface. As that surface may be difficult to properly clean if in contact with food, we recommend crystal glazes to be used on decorative pieces.

Helpful Hints

1. Have left over crystals? Just add a complimentary Foundations® glaze for unique results.
2. Use a complimentary Foundations® color as the base glaze in order to make your crystals go further.
3. We recommend a broad fan brush, such as CB-604 #4 Soft Fan, for even coverage glaze application.
4. Stir frequently as crystals tend to settle in the jar due to their density.
5. Store upside down with lid secure to allow easy mixing and even dispersion of crystals.
6. As crystals tend to flow, we recommend limiting number of crystals on bottom third of a vertical piece, to avoid crystals running onto the kiln shelf.
7. Re-distribution of crystals may be required during final coat. Where the individual crystals reside is where they will burst into colors during firing.
8. For use at higher temperatures, this glaze will run on vertical surfaces. We suggest only applying to the top third of the piece.

The crystals in the glaze will melt when fired, which create a textured surface. As that surface may be difficult to properly clean if in contact with food, we recommend crystal glazes to be used on decorative ware.



As a Standalone

Crystal glazes demonstrate the “magic of the kiln” more effectively than any other glaze. Delightful for children of all ages.



Crystals in layering combination

Layer with another crystal glaze to create a unique effect and finish.

Elements™

Inspired by nature



Fired Products

Elements™ & Elements™ Chunkies



EL-101
Oyster Shell



EL-103
Sea Spray



EL-107
Amber Ash



EL-110
Mudslide



EL-111
Ruby Creek



EL-112
Tornado Sky



EL-118
Blue Grotto



EL-121
Copper Adventurine



EL-125
Sahara Sands



EL-127
Rose Granite



EL-128
Wheat



EL-129
Slate



EL-130
Sea Green



EL-131
Turtle Shell




EL-132
Rust Red



EL-133
Autumn



EL-134
Mirror Blue



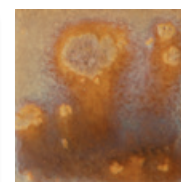
EL-135
Rare Earth



EL-138
Desert Canyon




EL-139
Nectar



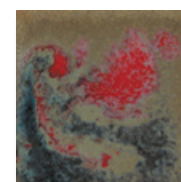
EL-204
Glowing Embers



EL-207
Gold Mine



EL-209
Night Sky



EL-211
Volcanic Glow


Elements™ and Elements™ Chunkies produce lush, organic, and earthy hues. This high performance art glaze gives the artist a wide variety of options in one product as application, firing temperature and shape will influence the outcome.



EL-106
Tidal Pool



EL-113
Spanish Moss



EL-117
Waterfall



EL-119
Burnished Steel



EL-120
Black Ice



EL-122
Malachite



EL-123
Patina



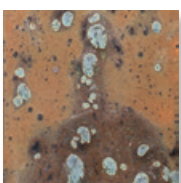
EL-124
Stormy Blue



EL-136
Lapis Lagoon



EL-137
Black Aventurine



EL-205
Jade Pebble




EL-208
Moss Creek




FN-215
Aztec Jade



FN-217
Evergreen Fir



FN-218
Green Sapphire




FN-219
Lustre Green

Our Elements™ glaze kit contains a collection of our natural earth tone glazes.

EL-KIT2 Contains 12 – 4 oz jars, one each of the following colors.

EL-KT2P Contains 12 – Pints, one each of the following colors.



EL-103 Sea Spray, EL-119 Burnished Steel, EL-120 Black Ice, EL-121 Copper Adventurine, EL-122 Malachite, EL-123 Patina, EL-124 Stormy Blue, EL-128 Wheat, EL-130 Sea Green, EL-132 Rust Red, EL-133 Autumn, EL-134 Mirror Blue.

Elements™



Not Recommended
w/Food Surfaces

Available sizes

- » 4 oz jar
- » 16 oz wide mouth pint

General Use

Elements™ and Elements™ Chunkies are designed to mature at cone 06/05. Apply 2-3 coats to shelf cone 04 bisque, allowing to dry between coats. As movement and flowing are characteristics of these glazes, taper off toward the bottom of the ware to prevent glazes running off the piece onto kiln shelves. Elements™ and Elements™ Chunkies can be fired at higher temperatures but will change in appearance. We recommend testing prior to use.

With Pottery Cascade™

Pottery Cascade™ acts as a flux, creating additional movement allowing glazes to react and produce stunning results as shown in photograph to right, in center.

In Design

Use Elements™ to create designs with layering and glaze combinations as shown in photograph to right, far right side

As a Stand Alone

Elements™ and Elements™ Chunkies are stunning on their own, such as EL-122 Malachite shown in photograph to right, on left side.

Helpful Hints

1. Uneven glaze application can affect the look of the glaze. We recommend application in one direction.
2. Allow ample room for air circulation in the kiln during the firing process as heat work and adequate oxygen can influence the glaze appearance.
3. Many of the Elements™ produce interesting effects at cone 6 but will change color. We recommend testing to determine color, surface characteristics and movement prior to use.




Fired Products

Elements™, Elements™ Chunkies & Pottery Cascade™

Pottery Cascade™

Pottery Cascades are moving, flowing glazes, commonly used under or over other glazes to create reactions. Can be applied randomly or uniformly, brushed or dabbed on with a sponge. Use Pottery Cascade™ as a flux with Elements™ to create movement in the colors. Add it under, over or in-between Elements™ or Element Chunkies™.



PC-601
Clear Cascade



PC-602
White Cascade





Specialty Glazes

Detail, Dimension and Texture


Specialty Glazes

Classic Crackles™


Add a level of sophistication and dimension to your designs with Classic Crackles™. A low-fire glaze, Classic Crackles™ are designed to create crackle patterns during the firing process, traditionally used to create a vintage or antique appeal. Perfect for home décor pieces. To highlight the cracks, after firing wipe an acrylic or ink over the ware and wipe off, allowing the ink to highlight cracking effects. Certified AP Non-Toxic, available in 4oz and pint sizes.




CC-101
Transparent



CC-102
White



CC-107
Green Tea



CC-108
China Sea

With Designer Liner

The transparency of the Classic Crackles™ allow underlying designs to show through.


In glaze combination

Classic Crackles™ are formulated to be compatible with other popular Mayco glazes such as Stroke & Coat®, Foundations®, Underglazes and more.

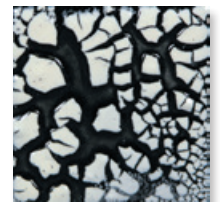


Cobblestone

Create a textured “cobbled” surface by applying Cobblestone over another glaze and fire. During the firing process, a shattered pattern of raised, irregular chips will emerge with the underlying glaze appearing in the cracks. To create a colorful textural effect, brush 1 coat of Stroke & Coat® glaze of choice over SG-202 White Cobblestone and fire.



SG-201
Black Cobblestone



SG-202
White Cobblestone



With Stroke & Coat® in design

Apply 1 coat of Stroke & Coat® over Cobblestone glaze for colorful textural effects.

Fired Products

Specialty Glazes

Designer Liner



Lettering and Calligraphy

Using the included metal tip allows for easy and smooth writing. Create very fine or extra bold line work with 10 great colors.



Outlining & Detail

The 1.25oz squeeze bottle fits nicely in the hand, permitting complete control and refinement for outlining, drawing, and detailing.

Clay-based and heavily pigmented, use Designer Liner on low-fire, mid-range and high-fire pieces to create intricate designs. The metal writing tip and squeeze bottle allows for ultimate control to create ultra-fine or bold lines, lettering and calligraphy, up to very elaborate illustrations. Best used under non-moving transparent or semi-transparent glazes such as Foundations® Sheer for low-fire or Stoneware Ice glazes for mid-range and high fire. 10 colors available, packaged in 1.25oz squeeze bottle (metal writing tip included). Shake well before use. Fires to cone 06 – cone 10 with a matte finish without clear or translucent glaze applied overtop. Certified AP Non-Toxic.



Designer Liner kit CLASS PACK

DL-KIT3 contains 6 - 1.25oz bottles of the best selling Designer Liner colors.



SG-401 Black, SG-402 White, SG-403 Red, SG-404 Blue, SG-406 Brown, SG-409 Bright Green



Designer Liner at Cone 6

Being clay-based and heavily pigmented, Designer Liner maintains the crisp illustrative details at mid-range temperatures. Fires to a matte finish without a clear or translucent glaze applied overtop.




Silkscreen Medium

AC-310

AC-310 Silkscreen Medium is a thickening agent to be mixed with Underglazes, Stroke & Coats®, Stoneware Washes, Softees™

Acrylics, fabric paints and more to make a paste. At the appropriate consistency, this paste produces very fine details when using Designer Silkscreens on ceramics, glass, paper, wood and other craft surfaces. Certified AP Non-Toxic. Available in 4oz jar.



DSS-0108 Aviary - Small Birds
Seen on sample to left.



SG-302
Snowfall



Snowfall

SG-302

Snowfall is a low-fire, dimensional glaze that creates a white, textured surface. As the name suggests, Snowfall mimics the appearance of snow, but can also be used as a textured glaze to add designs to work. Certified AP Non-Toxic, available in 4oz and pint sizes.



Sculpting Medium for Textured Effects

Using a sponge, detail bottle, palette knife, or stencil, apply Sculpting Medium to create a relief design.



SG-501
Sculpting Medium



Sculpting Medium

SG-501

Sculpting Medium is a low-fire, dimensional "glaze" that produces a white, raised surface. Create unique effects and texture to your work using Sculpting Medium with Mayco Designer Stencils. Layer glazes on top for colorful, stunning effects. Certified AP Non Toxic, available in 4oz and pint sizes.

Fired Products

Clear Glazes

Mayco Low-Fire Clear Glazes



Mayco clear glazes preserve and enhance the surface of your work. Functionally, clear glaze forms an impervious barrier that protects against liquids, dirt and abrasion.

Aesthetically, our clear glazes provide a gloss or satin sheen over top of the base glaze. Please refer to specific product labels and our website for detailed instructions on using and storing clear glazes. These clear glazes are all Certified AP Non-Toxic and Food Safe.

FAQs

What is a clear glaze?

A clear glaze, once fired, is a glass coating used to completely seal the ware (decorated or undecorated) making the ware impervious to liquids, dirt and abrasion. They are also used to boost the brilliance of underlying color. Clear glazes can come in different finishes such as gloss (S-2101, S-2000 and NT-CLR) or matte (C-300).

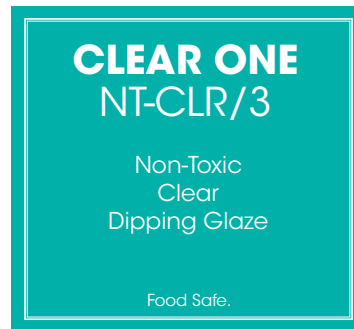
Should I use a dipping or brushing clear glaze?

Choosing a dipping or brushing version of a clear glaze is dependent on application preference, quality of glazing and time allotment. Mayco offers low-fire clear glaze in both dipping and brushing formulas. Brushing clear glazes differ from dipping versions in that they contain organic additives, which make the brushing glazes thicker (more viscous) than dipping formulas. These additives are meant to improve the flow of glaze from the brush and assist with the even-ness of application, enhancing the fired surface finish. The amount of glaze deposited on the ware is primarily a function of glaze viscosity and the number of applications. Typically 2 applications are recommended, allowing dry time between coats.

Dipping clear glazes contain fewer organic additives, making dipping glazes less viscous than their counterpart. The amount of glaze deposited on the ware is a function of glaze viscosity and the amount of time immersed in the glaze. Often dipping glazes are preferred in a studio or production environment where a large quantity of ware is processed. To learn different dipping tips and methods, view our channel on YouTube.

What is the difference between NT-CLR and S-2000?

The fundamental difference between these two dipping glazes is their co-efficient rates of expansion. NT-CLR's lower co-efficient of expansion (COE) improves its ability to withstand thermal shock and minimize crazing. S-2000 has a higher COE and is more tolerant of high-expansion clay bodies.



NT-CLR Clear One Dipping Glaze Fast drying and has a gloss finish. Certified AP Non-Toxic and Food safe, available in 3 gallon pail.



S-2000 Crystal Clear Dipping Ideal for large quantities of pieces. Certified AP Non-Toxic. Food safe and luster compatible, available in gallon and 3 gallon pails.



S-2101 Crystal Clear Brushing Smooth, clear and glossy finish. Certified AP Non-Toxic. Food safe and luster compatible, available in 4oz, pints, gallons, and 3 gallon sizing.



C-300 Matte Transparent Glaze Matte sheen at cone 06. Will turn glossy at higher temperatures. Certified AP Non-Toxic. Food safe and luster compatible, available in 4oz, pint and gallon sizing.





Mayco Mid-Range Clear Glazes

Fired Products




SW-001
Stoneware Clear

SW-001 Stoneware Clear adds a brilliant clear, smooth gloss finish to your work. Apply to soft-fired bisque (cone 04-06) and fire to cone 5/6 or up to cone 10. Can also be applied to dry greenware for single firing.



SW-002
Matte Clear

SW-002 Matte Clear fires to a satin matte finish at cone 5/6 and will perform up to cone 10 with a more satin, less matte finish. Perfect for layering techniques and slip or when Underglazes are used.



SW-003
Crackle Matte Clear

SW-003 Crackle Matte Clear is developed for mid-range firing temperatures where a fine crackle pattern will develop with 3 coats. Fire to cone 5/6. Crackle pattern may not develop at higher cone 9/10 temperatures.

Fired Accessories

» AC-230 Clay Carbon Paper

Specially designed paper for transferring designs onto ware and glaze. Carbon will fire out in the kiln.

» AC-302 Wax Resist

Wax coating that repels glaze. Protect previous design work or use to enhance organic design. Burns off during firing. Available in 2 oz, wide-mouth pint jar and gallon sizes.



BEFORE



AFTER

Mayco
Underglaze



Feels just right.

Underglaze



Underglaze



Food Safe* when
used w/Clear Glaze

Underglaze Class Packs

Mayco's Underglazes Class Pack is an assortment of the best-selling colors to meet the needs of the classroom or fine artist. Create custom colors by intermixing. Certified AP Non-Toxic. Food safe when clear glaze is applied overtop.

Value Priced Class Packs available in 2oz and pint sizes.

UG-KIT1 Contains 12 – 2 oz jars, one each of the following colors.

UG-KT1P Contains 12 – Pint jars, one each of the following colors.



UG-51 China White, UG-46 Bright Yellow, UG-204 Orange, UG-206 Fire Engine Red, UG-208 Dragon Red, UG-87 Regal Purple, UG-97 Bright Blue, UG-1 Kings Blue, UG-68 Apple Green, UG-21 Leaf Green, UG-31 Chocolate, UG-50 Jet Black.



Fired Products

Underglaze



General Use

Apply to greenware or cone 04 bisque. For best results, apply Underglazes in a flowing motion, keeping brush adequately loaded with glaze. Allow first coat to dry. Apply second coat at a right angle to first coat (cross hatching). If applied to greenware, fire to cone 04. If desired, apply clear glaze and re-fire to appropriate temperature. When applied to bisque, clear glaze can be applied directly to the unfired Underglazes and then fired to appropriate temperature for the clear glaze. Certified AP Non-Toxic.

Available Sizes

- » 2 oz jar
- » 16 oz wide mouth pints
- » Gallons (Jet Black and China White)



Underglaze was the first product line our company produced in 1954 and continues to be a staple for many ceramic artists. Mayco Underglazes are highly versatile – use for all over coverage or in design, apply directly to clay, greenware or bisque. Fires from cone 04 to cone 10. Certified AP Non-Toxic. Food safe when clear glaze is applied overtop.

Sgraffito

Apply desired Underglaze to clay or greenware and use a carving technique to create designs. This application, as shown on the teapot on page 24, creates a dimensional effect.

Blendable and Intermixable

Mayco Underglaze can be blended together to create custom shades and hues or entirely new colors for desired aesthetic. Can also be applied in a painterly fashion to blend colors, as shown on the chicken to the left.

Matte Finish

As shown on the eggs below, Underglaze naturally fire to a matte finish while providing solid coverage with 3 coats. Can also create depth and contrast with the matte finish in combination with a gloss glaze like Stroke & Coat®.

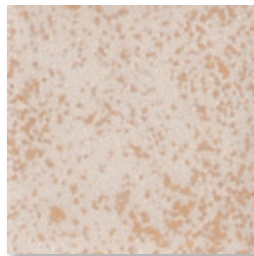





Astro Gems™ Textural Glazes



AS-510
White Opal



AS-513
Golden Sand



AS-512
Black Diamond

Astro Gems™ are an underglaze-based textural glaze that contains tiny crystals. When fired, these crystals provide jewel-like spots on the matte surface of the glaze. Astro Gems™ can be applied to both greenware and bisque.

Astro Gems™ are Certified AP non-toxic. As surfaces may be difficult to properly clean if in contact with food, we recommend Astro Gems™ be used on decorative ware.

Helpful Hints

- » Shake for 5-6 seconds before use - you'll want to make sure the crystals are evenly dispersed in the glaze before applying.
- » Apply 3 smooth, even coats to properly fired shelf cone 04 bisque using a soft brush, such as a CB-604 #4 Soft Fan Brush.
- » Try to get the brush fully saturated (loaded) and apply alternate coats in a perpendicular direction to the previous coat (helps to evenly distribute the crystals on your surface).
- » If applied to greenware, fire to cone 04. If applied to bisque, fire to cone 06.

Raku Glazes

Mayco Raku glazes are designed to develop beautiful metallic lusters and crackle patterns when used in the raku firing process. There are several methods and many nuances to raku firing - for our purposes here we define raku firing as the process of firing an earthenware body and glaze in a kiln, removing the ware from the kiln after it has reached proper temperature, placing it in a container of combustible material and enclosing the container to reduce the oxygen in the container.



Glazes designed for the mysterious raku process, using combustibles and varying firing methods to produce unique finishes.

Artwork by Michael Harbridge.



RK-100
Black Metallic



RK-101
Copper Metallic



RK-103
White Crackle



RK-104
Red



RK-105
Copper Penny



RK-106
Peacock Matte



RK-107
Oil Slick



Mayco
STONEWARE
Glazes



Mayco Stoneware glazes offer depth, sophistication, and reliability to artists working from mid-range to high fire temperatures. The palette is varied in color and finish with mattes and glossy bright colors, breaking glazes as well as complex float surfaces. Our stoneware glazes have a firing range of cone 5-10. Always test your chosen glaze combination before applying to your artwork.

Visit our website to see cone 10 reduction results.



SW-100
Blue Surf



SW-101
Stoned Denim



SW-102
Silver Sage



SW-103
Sisal



SW-104
Black Walnut



SW-105
Frost Blue



SW-106
Alabaster



SW-107
Dunes



SW-108
Green Tea



SW-109
Capri Blue



SW-110
Oyster



SW-111
Wrought Iron



SW-112
Tiger's Eye



SW-113
Speckled Plum



SW-115
Midnight Rain



SW-116
Robin's Egg




SW-117
Honeycomb



SW-118
Sea Salt



SW-119
Cinnabar



SW-120
Northern Woods



SW-121
Smoke



SW-122
Maycoshino



SW-123
Sapphire



SW-124
Matte Maycoshino




SW-125
Purple Mint



SW-126
Polished Pebbles



SW-127
Olivine



SW-128
Cordovan



SW-129
Copper Float



SW-130
Copper Jade




SW-131
Birch



SW-132
Mirror Black



SW-133
Copper Ore



SW-134
Eggplant



SW-135
Wintergreen

Fired Products

Stoneware Glazes



SW-136
Weathered Blue



SW-137
Storm Gray




SW-138
Lemon Meringue



SW-139
Creamside



SW-140
Black Matte



SW-141
White Matte




SW-142
Gray Matte



SW-143
Abalone



SW-144
Lava Rock



SW-145
Tea Dust



SW-146
Aurora Green



SW-147
Moonscape



SW-148
Lime Shower

Our Stoneware Glaze assortment kits offer a variety of colors, finishes and endless possibilities for glaze combinations. Mayco Stoneware Collections are **value priced** in sets of 6, wide mouth pint jar sizes. Perfect for the studio or classroom.

Stoneware Stars

This collection of Stoneware glazes offers Mayco's top-selling colors for a broad spectrum of color shades and numerous glaze combination possibilities.

SWKIT3 Contains 6 – pints of the following colors.




SW-119 Cinnabar, SW-100 Blue Surf, SW-108 Green Tea, SW-131 Birch, SW-101 Stoned Denim, SW-106 Alabaster

Stoneware Crystal

The Stoneware Crystal collection provides an assortment of Mayco's unique crystal glazes, designed to expand upon the surface with bursts of color where crystals lay. Use alone or in combination with other Stoneware glazes.

SWKIT4 Contains 6 – pints of the following colors.



SW-115 Midnight Rain, SW-116 Robin's Egg, SW-118 Sea Salt, SW-146 Aurora Green, SW-147 Moonscape, SW-148 Lime Shower.

Stoneware Ice


Mayco's Ice glazes are translucent in design, based on the Celadon aesthetic in pottery. Use these elegant glazes on heavily textured surfaces, over Mayco Designer Liner, over slips, with Underglazes or in Stoneware glaze combinations.



SW-201
Turquoise



SW-202
Pistachio



SW-203
Root Beer



SW-204
Amber Topaz



SW-205
Coral



SW-206
Melon



SW-207
Chambray



SW-208
Camel



SW-209
Charcoal



SW-210
Emerald



SW-211
Glacier Blue



SW-212
Peacock



SW-401
Mayco Flux

Mayco Flux

Mayco Flux is a flowing glaze intended for use with other Stoneware glazes to enhance movement and promote reactions for interesting effects. Apply over or under other glazes, uniformly brushed or randomly dabbed on with a sponge. Designed to fire to cone 5/6; can be fired to cone 9/10 in oxidation or reduction firings.

Stoneware Clear

Mayco Stoneware Clear, Matte Clear and Crackle Matte Clear will preserve and enhance the surface of your work. SW-001 Stoneware Clear is formulated to reach high fire temperatures up to cone 10, where SW-002 Matte Clear may turn to a satin finish in higher temperatures. The crackle pattern in SW-003 Crackle Matte Clear may not develop at cone 10 temperatures.



SW-001
Stoneware Clear



SW-002
Matte Clear



SW-003
Crackle Matte Clear

Stoneware Opals

Mayco Stoneware Opals will delight clay artists with diversity of color and unique finishes. Opals offer bright, pastel shades that will change in opacity and depth of color with each layer applied.



SW-250
White Opal



SW-251
Pink Opal



SW-252
Blue Opal



SW-253
Green Opal



SW-254
Yellow Opal



SW-255
Gray Opal

Stoneware Wash

Mayco's Stoneware Washes are a multi-purpose product with limitless possibilities. These washes can be used alone for staining techniques or with any glaze from low-fire (cone 05/06) up to cone 10. They are beautiful in oxidation or reduction and can expand the glaze palette for an artist or teacher. Our washes are metallic glaze colorants formulated for ease of use and versatility. Washes are highly concentrated and available only in 4oz jars.



SW-301
Iron Wash




SW-302
Rutile Wash



SW-303
Manganese Wash



SW-304
Copper Wash



SW-305
Cobalt Wash



Fired Products

Stoneware Glazes

Mayco Stoneware glazes are formulated to be friendly to the user in application, layering and firing. In line with our commitment to quality, we strive for consistency and dependability in performance and firing.

General Use

Use Mayco Stoneware Glazes on any midrange clay body. These glazes are intended for use at cone range 5/6 but are also stable and pleasing at cone 10. Can be used in oxidation, reduction or other alternative atmospheric firing conditions. Due to variability in clay bodies and kiln personalities, we recommend testing prior to application to artwork.



Available Sizes

- » Wide mouth Pints
- » 5 lbs & 25 lbs Dry (most glazes)
- » Washes available in 4 oz only



Dipping with dry glazes

Use Mayco Stoneware Dry glazes (SDs) for fast dipping and layering, creating natural flowing effects. Fine and uniform particle size and a thorough dry mixing process make our Stoneware Dry glaze consistency so perfect that sieving is optional.



Ice Glazes

Used alone, Stoneware Ice glazes produce beautiful color variations, deepening with additional coats. In combination, as shown here with SW-118 Sea Salt, the same color qualities are enhanced by the blend of crystals from Sea Salt.

Opals Glazes

Formulated to produce bold colors with unique finishes, combining Opals with Mayco's Stoneware palette can bring amazing professional results to any artist. Glazes shown here: SW-253 Green Opal, SW-135 Wintergreen, SW-255 Gray Opal, and SW-254 Yellow Opal.



Variegating Mattes

Mayco's variegating matte glazes- SW-136 Weathered Blue, SW-137 Storm Gray, SW-138 Lemon Meringue, SW-139 Creamsicle- are unique glazes that change in appearance with number of glaze coats. One coat will display more color with additional coats will increase mottling and white variegation. These glazes also allow surface decoration to display through the glaze and fire to a matte finish. Non-Toxic and food safe. Glazes shown here: SW-139 Creamsicle, SW-138 Lemon Meringue, and SW-137 Storm Gray.



Stoneware with Stroke & Coat®

Artists can incorporate and combine other Mayco products with our Stoneware glazes. Use Stroke and Coat® with Stoneware glazes for an intense splash of color or add designs for unique results. Glazes shown here: SC-78 Lime Light, SW-110 Oyster, and SW-134 Eggplant.

Stoneware with Designer Liner

The most intricate details can be created with Mayco's amazing Designer Liner under any of our Ice or Stoneware Clear glazes.

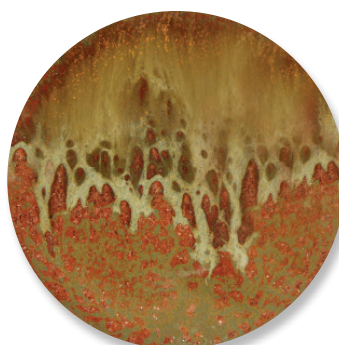
Fired Products

Cone 6 Glazes

Stoneware Glaze Combinations

Artists, students, teachers and hobbyists can achieve these incredible finishes with a simple, two-glaze combination. The top third of the chip shows a single Mayco Stoneware glaze, the bottom third shows a second Mayco Stoneware glaze. The middle third is the area where the two intersect to make stunning glaze combinations. All combination chips are on a white stoneware body, fired in cone 6 oxidation. Visit us online for more Stoneware Glaze Combinations.


[Visit us online for more Stoneware Glaze Combinations.](#)



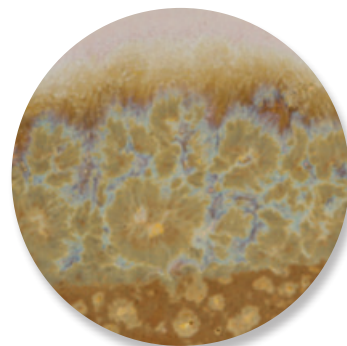
SW-130 Copper Jade
under
SW-401 Mayco Flux




SW-255 Gray Opal
under
SW-401 Mayco Flux




SW-109 Capri Blue
under
SW-146 Aurora Green



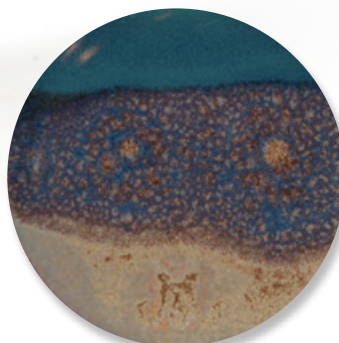
SW-117 Honeycomb
under
SW-143 Abalone



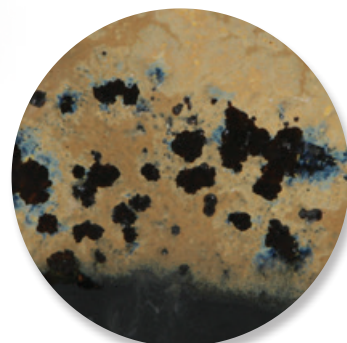
SW-146 Aurora Green
under
SW-140 Black Matte



SW-113 Speckled Plum
under
SW-144 Lava Rock




SW-110 Oyster
under
SW-212 Peacock




SW-140 Black Matte
under
SW-117 Honeycomb

Fired Products


Cone 6 Glazes



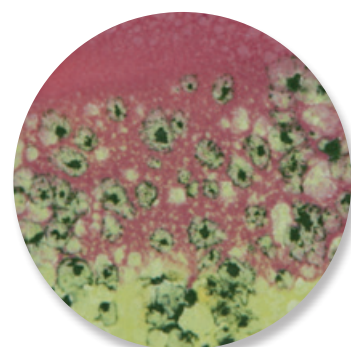
SW-130 Copper Jade
under
SW-141 White Matte



SW-119 Cinnabar
under
SW-144 Lava Rock




SW-125 Purple Mint
under
SW-144 Lava Rock



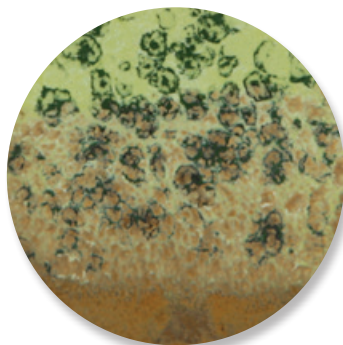
SW-148 Lime Shower
under
SW-251 Pink Opal



SW-147 Moonscape
under
SW-106 Alabaster



SW-141 White Matte
under
SW-102 Silver Sage



SW-112 Tiger's Eye
under
SW-148 Lime Shower



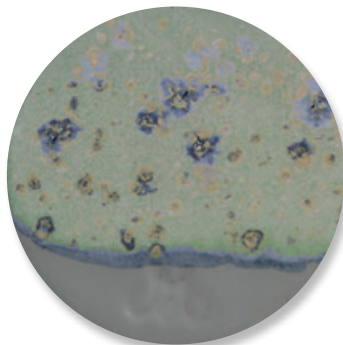
SW-118 Sea Salt
under
SW-140 Black Matte




SW-144 Lava Rock
under
SW-001 Stoneware Clear




SW-146 Aurora Green
under
SW-123 Sapphire



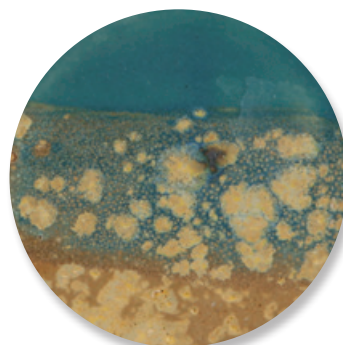
SW-142 Gray Matte
under
SW-116 Robin's Egg




SW-211 Glacier Blue
under
SW-108 Green Tea



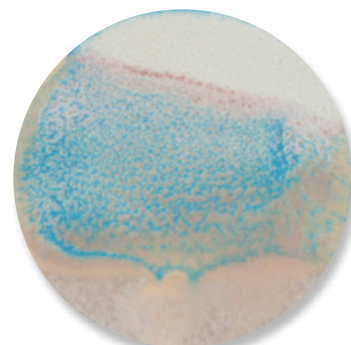
SW-146 Aurora Green
under
SW-138 Lemon Meringue



SW-117 Honeycomb
under
SW-212 Peacock



SW-145 Tea Dust
under
SW-125 Purple Mint



SW-143 Abalone
under
SW-136 Weathered Blue




For Ceramic & Craft Projects
Non-Fired Products

Softees® Acrylics

Softees® Acrylics


A water based unique formulation that is smooth and creamy - perfect for basecoating, brushwork and dry brushing. Opaque coverage can be achieved in one coat; two thin coats are recommended.

Softees® Acrylics are non-toxic.



Dazzling Metallics™

Dazzling Metallics™ water-based acrylic stains shine like the precious metals for which they are named. Dazzling Metallics™ are non-toxic.



Softees® Pearls

Softees® Pearls water-based acrylic stains offer high luster metallic and pearlescent finishes. Softees® Pearls are non-toxic.




Non-Fired Products

Magic Metallics™

Magic Metallics™ are water based acrylics that contain real metal particles. Use the metallics alone for vibrant metal finishes that will sparkle in the light. Or, combine the metals with Green Patina or Rapid Rust to create oxidation, producing the effects of metals left to the forces of the environment. Great for garden, home décor and interior design projects. Can be used on any paintable surface.

General Use

Shake Well: Use a brush or sponge to apply two or three coats of Magic Metallic on any paintable surface. If a patina or rust effect is desired, apply the appropriate oxidizer (Green Patina for Gold, Copper, Dark Bronze; Rapid Rust on Steel) by brushing, sponging, or spritzing while the Magic Metallic is still wet. Once the desired level of oxidation is achieved apply two coats of MM-502 Matte Sealer to stop the oxidation process. Clean up with water. If disposing oxidation products in a sink, be sure to flush with plenty of water as these products can oxidize metal sinks and drains.



Magic Metallics™ Assortment

MM-KIT1 Contains 6 – 2 oz. jars, of the following colors.
MM-102 Copper Metallic, MM-106 Steel Metallic, MM-103 Dark Bronze Metallic, MM-105 Gold Metallic, MM-202 Green Patina, MM-305 Rapid Rust

Non-Fired Accessories

» AC-306 Clay Mender

Clay based additive that can be used to repair greenware or bisque surface defects.

» AC-501 Gloss Brush-On Sealer

Water based formula seals ceramics with a glossy finish. Use over acrylic stains.

» AC-502 Matte Brush-On Sealer

Water-bases formula seals ceramics with a matte finish. Use over acrylic stains.

» AC-512 True Gloss Spray

Produces a clear gloss finish without firing. For ceramic bisque and other crafts.

» AC-514 Matte Spray

Quick-drying, producing a satin-like finish. For ceramic bisque and other crafts.

» AC-527 Mending & Sculpting Paste

Mending and Sculpting paste is a water based texturing medium that can be added to virtually any water based acrylic. Use to mend cracks on non-fired finishes. Mending and Sculpting Paste can be used to create unique decorating finishes. Mix with Softees in a 1:1 ratio to add color. Use with cake decorating tools to create frosting like effects.

» AC-523 Non-Fired Snow

Non-Fired Snow is a water based acrylic used to create snow effects. It's tough, durable properties allow it to be applied to a fired glaze surface or over-top an acrylic finish. Tint Non-Fired Snow with Softees® Acrylics or Softees® Pearls. If a darker color is desired, apply Snow first and allow to dry. Apply top coat with desired color.





Creative Tools


Form Design & Surface Decoration
Introducing Designer Stencils



Designer Stamps




ST-126
Dots & Squiggles Stamp




ST-127
Crackle Stamp



ST-128
Zebra Stamp




ST-129
Mini Fern Stamp



ST-130
Musical Notes Stamp



ST-131
Postage Stamps Stamp



ST-100
Game Board Stamp



ST-102
Snow Stamp



ST-103
Retro Star Stamp



ST-104
Skyline Stamp



ST-105
Dancing Heart Stamp



ST-106
Summer Days Stamp



ST-107
Holly Border Stamp



ST-108
Holiday Lights Stamp

Designer Stamps

Mayco Designer Stamps create design for glaze and moist clay use. Glaze is lightly applied to the stamp and pressed against your ware. Stamps can be used to create outlines to which additional color can be added or used to apply your chosen colors. The flexible material allows use on curved shapes without compromising design. Stamp dimensions: 2"W x 6.75"L




ST-129 Mini Fern Stamp



ST-131 Postage Stamps Stamp



ST-109
Butterfly Garden Stamp




ST-110
Paint Splatter Stamp



ST-111
Four Flowers Stamp



ST-112
Box Blooms Stamp



ST-113
Circulate Stamp



ST-114
Starry Swirls Stamp



ST-116
Floral Flourish Stamp



ST-117
Tribal Stamp



ST-118
Stick Family Stamp



ST-119
Bamboo Stamp



ST-120
Celtic Knot Stamp



ST-121
Butterfly Stamp




ST-122
Chinese Symbol Stamp



ST-123
Paw Prints Stamp



ST-124
Maze Stamp



ST-125
Wave Stamp



ST-336
Handprints Stamp



ST-337
Funky Trees Stamp



ST-338
Deco Diamonds Stamp



ST-339
Star Swirls Stamp

Creative Tools

Designer Stamps



ST-340
Flower Branch Stamp



ST-341
Leaves Stamp



ST-342
Poinsettia Stamp




ST-343
Deco Circles Stamp




ST-344
Paisley Stamp



ST-345
Large Deco Circles Stamp



ST-346
Animal Print Stamp



ST-347
Carved Border Stamp



ST-352
Jumbalaya Stamp



ST-353
Jumbo Swirl Blocks Stamp



ST-366
Fruit Blossoms Stamp



ST-367
Leafy Border Stamp



ST-368
Ornate Border Stamp



ST-370
Asian Influence Stamp




ST-373
Cube Faces Stamp



ST-374
Design Cats Stamp



ST-379
Totem Blanket Stamp



ST-383
Chain Link Stamp



ST-389
Reef Rendezvous Stamp



ST-392
Tickle, Tickle Stamp




ST-KIT3
Mini Stamp Kit



7" x 9" Designer Mats

Create design and surface texture in clay or transfer patterns with glaze using Designer Mats. The flexible material allows for use on curved shapes without compromising design.

- » Create various depths where glaze will collect and pool.
- » Peel off mat from clay pulling up both sides simultaneously instead of one side at a time. This process will ensure full detail and keep the mat impression flawless.
- » Can be used horizontally, vertically, diagonally, and any direction you desire.
- » Easy to clean, durable rubber.



MT-007
Divots Mat




MT-008
Spiral Mat



MT-009
Scallops Mat



MT-001
Flower Branch



MT-002
Wood Grain




MT-003
Brick



MT-004
Swirls



MT-005
Retro Squares



MT-006
Foil

Creative Tools

Brushes

Perfect Touch™ brushes are manufactured with kiln dried birch hardwood handles that have five hand-dipped coats of lacquer and sealer to resist moisture. Triple crimped, nickel plated seamless Cupro brass ferrules offer longer life and resist corrosion.

Glaze Brushes: While Mayco's glaze brushes can be used for acrylics, they are specifically designed to be used with ceramic glazes. They are a unique blend of Taklon for strength, durability and flexibility, with natural hairs that hold and evenly flow color.

- » **Detailers:** Maximum control of glaze application — perfect for delicate, detailed strokes. Liners are great for outlining. Spotters for pinpoint application.
- » **Rounds:** Long, tapered bristles make them useful for controlled glaze application and some detailing.
- » **Shaders:** Used for blending, floating and shading strokes. Bristles are firmer than on a mop and come in a variety of styles.
- » **Flat:** For general all-over coverage. Long, firm hairs help spread glaze quickly and evenly over a surface.
- » **Mops:** For broad, soft glaze application. Soft hairs help with putting thinner glazes over existing drying layers without damaging lower layers.
- » **Fans:** Soft, loose structured hairs are great for blending glazes, smoothing out drips, and applying specialty glazes, such as crystal glazes.

Basic Glaze Brushes



Fan Brushes



Mop Brushes



Acrylic Brushes



Acrylic Brushes: These brushes are principally designed for acrylic stains and contain boar bristle, ideal for dry-brushing and base coating.

Detailers Brushes



Flats & Rounds



- » **AC-525 Brush Cleaner**
Conditions and cleans all glazes and stain brushes, except Luster brushes. Breaks up dried Acrylic stains in brushes.

Brushes & Decorating Accessories



Reflections™ Acrylic Handle Brushes were designed to prevent paint peeling and flaking off brush handles. Careful design of Golden Taklon brush heads along with a properly balanced handle and ferrule give the user a superior ceramic brush.

A #0 Detail LIner RB-100

B #4 LIner RB-104

C #6 Round RB-116

D #8 Round RB-118

E #4 Soft Fan RB-144

F #8 Soft Fan RB-140

Decorating Accessories

Use these tools and accessories to create special effects and designs.

Masking Tape

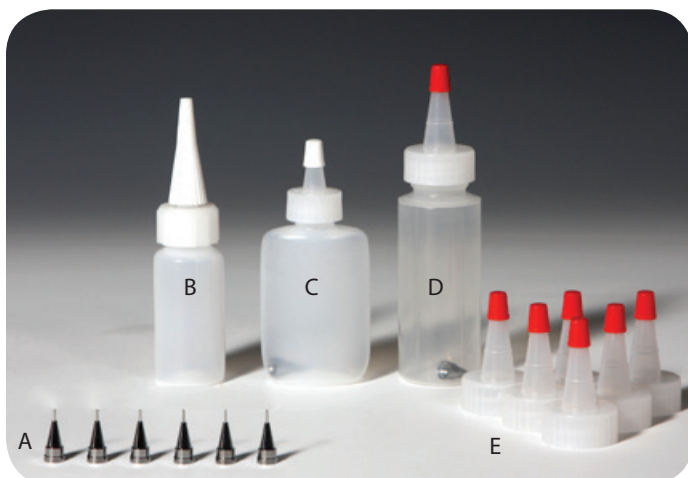
Use to mask areas for achieving crisp edge lines and shapes.

- » **MC-001** 6mm Low Tack Masking Tape.
- » **MC-002** 12mm Low Tack Masking Tape.

Carbon Paper

Trace designs onto ware and glaze. Carbon will fire out in the kiln.

- » **AC-230** Clay Carbon Paper *photo on page 23



A » **AC-227** Medium Writer Tip.
.5 mm Pack of 6

A » **AC-228** Large Writer Tip.
.7 mm Pack of 6

B » **AC-220** Detailer Tips and
1 oz Bottles

C » **AC-219** Designer Bottle with
Writer Tip

D » **AC-222** Medium Writer Tip Kit
(2 oz bottle, metal writer tip,
plastic detailer tip and cap)

D » **AC-223** Large Writer Tip Kit
(2 oz bottle, metal writer tip,
plastic detailer tip & cap)

E » **AC-224** Plastic Detailer Caps
(6 caps for 2oz, 8oz, and
16oz squeeze bottle)


Creative Tools

Designer Stencils New!

Add creativity and fun to your artwork with Mayco's Designer Stencils. Easily create patterns by applying ceramic glazes, acrylics, textured paints, pastes or other decorating media on ceramic, fabric, glass, paper, wood, etc. Can also use stencil as a template to carve design into clay. These stencils are sturdy, yet pliable enough to wrap around a curved surface. 12 themes ranging from botanic leaves and flowers to stars, stripes and hexagons are now available!



SL-431
Bloom Stencil



SL-432
Stonework Stencil



SL-433
Crooked Lines Stencil



SL-434
Hearts Stencil



SL-435
Curlicues Stencil




SL-436
Fern Leaf Stencil



SL-437
Groovy Stencil




SL-438
Snowflakes Stencil



SL-439
Hexagons Stencil



SL-440
Twirls Stencil



SL-441
Spots Stencil




SL-442
Stars Stencil

Designer Silkscreens


Add visual appeal and interest to your next ceramic masterpiece with Designer Silkscreens.

Highly detailed illustrations, fun doodles, patterns, and graphics. Designer Silkscreens can be used on ceramics, glass, or fabric. Screen with low-fire and mid-range glazes, acrylics, and fabric paint. Information and instructions can be found at www.maycocolors.com/creative-tools.

- Easy to apply.
- Reusable.
- Use at low fire and midrange temps.
- Screen size is 15"x12".
- Use any color of Underglaze, Stroke & Coat® and Designer Liner.




DSS-0134
Faceted Design




DSS-0135
Reptiles



DSS-0136
Zoo Animals



DSS-0137
Cutey Animals




DSS-0138
Flowers 2




DSS-0139
Monograms

Creative Tools

Designer Silkscreens



DSS-0100
Nautical




DSS-0101
Woodland Animals




DSS-0102
Sea Life




DSS-0103
Flourishes




DSS-0104
Chevron




DSS-0105
Stripes



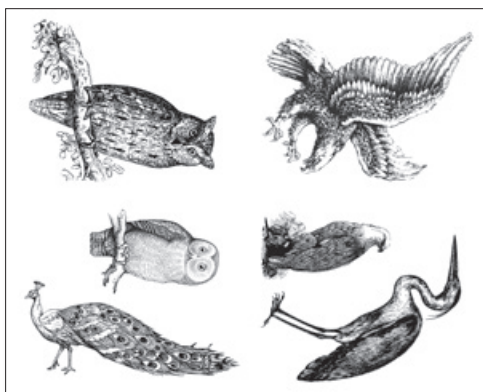
DSS-0106
Winter/Holiday




DSS-0107
Season's Greetings




DSS-0108
Aviary - Small Birds



DSS-0109
Aviary - Large Birds




DSS-0110
Botanical - Trees



DSS-0111
Botanical - Leaves



DSS-0112
Flowers




DSS-0113
Bugs




DSS-0114
Creepy



DSS-0115
Dragons



DSS-0116
Stylized



DSS-0117
Vintage - Retro



DSS-0118
Halloween



DSS-0119
Dogs



DSS-0120
Cats



DSS-0121
Fruits



DSS-0122
Vegetables




DSS-0123
Symbols

Creative Tools


Designer Silkscreens



DSS-0124
Music




DSS-0125
Steampunk




DSS-0126
Global Travel



DSS-0127
Science




DSS-0128
The Farm



DSS-0129
Stylized 2



DSS-0130
Graceful Script



DSS-0131
Sea Life 2



DSS-0132
Kitchen Utensils



DSS-0133
Merry Christmas

Mid-Range Firing Guide

Many Mayco glazes can be used at higher temperatures successfully. We have provided each color's performance under the following testing conditions: application of 3 coats of glaze on a stoneware buff body, fired to cone 6. We recommend testing under your conditions before using in your work. For more information on mid-range performance including surface characteristics, movement and recommended number of coats, visit our website at www.maycocolors.com.

Stroke & Coat®

SC-1 Pink-A-Boo	Lightens
SC-2 Melon-choly	Slightly darkens
SC-3 Wine About It	Strongly lightens to a lavender
SC-4 Salsa	Strongly lightens
SC-5 Tiger Tail	Fades to a light olive green
SC-6 Sunkissed	Slightly lightens
SC-7 Leapin' Lizard	Slightly lightens
SC-8 Just Froggy	No change
SC-9 Jaded	Slightly lightens
SC-10 Teal Next Time	No change
SC-11 Blue Yonder	Slightly lightens
SC-12 Moody Blue	Slightly lightens
SC-13 Grapel	Lightens to a faded lavender
SC-14 Java Bean	Lightens to a reddish-orange brown
SC-15 Tuxedo	No change
SC-16 Cotton Tail	No change
SC-17 Cheeky Pinky	Fades to pale pink/white
SC-18 Rosey Posey	Fades to a dull pink
SC-20 Birthday Suit	No change
SC-22 Carrot Top	Fades to light melon
SC-23 Jack O'Lantern	Slightly lightens
SC-24 Dandelion	Lightens to a light dull yellow
SC-25 Crackerjack Brown	Lightens to a slightly darker red-orange brown
SC-26 Green Thumb	Slightly lightens
SC-27 Sour Apple	Slightly lightens to pale lime
SC-28 Blue Isle	Slightly lightens
SC-29 Blue Grass	No change
SC-30 Blue Dawn	Lightens to a dull slate blue
SC-31 The Blues	No change
SC-32 Bluebeard	No change
SC-33 Fruit of the Vine	Slightly Lightens
SC-34 Down to Earth	No change
SC-35 Gray Hare	Slightly darkens
SC-36 Irish Luck	No change
SC-37 Ivory Tower	Slightly lightens
SC-39 Army Surplus	No change
SC-40 Blueberry Hill	Changes to a dark lavender
SC-41 Brown Cow	Slightly lightens
SC-42 Butter Me Up	Slightly lightens
SC-43 Lettuce Alone	Slightly lightens
SC-45 My Blue Heaven	No change
SC-46 Rawhide	Slightly lightens
SC-48 Camel Back	Lightens to a caramel brown
SC-50 Orange Ya Happy	Slightly lightens

SC-51 Poo Bear	Fades to a greenish-yellow
SC-52 Toad-ily Green	Slightly lightens
SC-53 Purple Haze	Lightens to a powder blue
SC-54 Vanilla Dip	Slightly lightens
SC-55 Yella Bout It	Slightly lightens
SC-58 501 Blues	No change
SC-60 Silver Lining	No change
SC-65 Peri-twinkle	No change
SC-70 Pink-A-Dot	Color drastically fades similar to an off white
SC-71 Purple-licious	Turns dark blue
SC-72 Grape Jelly	Turns dark blue
SC-73 Candy Apple Red	No change
SC-74 Hot Tamale	No change
SC-75 Orange-A-Peel	No change
SC-76 Cara-bein Blue	No change
SC-77 Glo-Worm	No change
SC-78 Lime Light	No change
SC-79 It's Sage	Slightly darkens
SC-80 Basketball	No change
SC-81 Cinnamon Stix	Slightly lightens to a dull red
SC-82 Tuscan Red	Slightly lightens to medium-dark red
SC-83 Tip Taupe	No change
SC-85 Orkid	Fades to light purple
SC-86 Old Lace	No change
SC-87 Ruby Slippers	Lightens to a dull neutral red
SC-88 Tu Tu Tango	No change
SC-89 Cutie Pie Coral	No change
SC-90 Elephant Ears	No change
SC-91 Seabreeze	No change
SC-92 Café Ole	Slightly lightens
SC-93 Honeydew List	No change
SC-94 Curry Around	No change
SC-95 Pinkie Swear	Drastically lightens
SC-96 Aqu-ward	Slightly lightens
SC-97 Cant-elope	No change

Speckled Stroke & Coat®

SP-201 Speckled Pink-A-Boo	Slightly lightens
SP-205 Speckled Tiger Tail	Lightens to olive green
SP-206 Speckled Sunkissed	Lightens to bright yellow
SP-210 Speckled Teal Next Time	Darkens to forest green
SP-211 Speckled Blue Yonder	Slightly lightens
SP-212 Speckled Moody Blue	No color change
SP-213 Speckled Grapel	Slightly lightens
SP-215 Speckled Tuxedo	No change
SP-216 Speckled Cotton Tail	No change
SP-223 Speckled Jack O'Lantern	Slightly lightens
SP-226 Speckled Green Thumb	No change
SP-227 Speckled Sour Apple	Slightly lightens
SP-231 Speckled The Blues	Slightly lightens
SP-241 Speckled Brown Cow	Lightens to med. brown
SP-245 Speckled My Blue Heaven	Slightly lightens
SP-253 Speckled Purple Haze	Turns medium blue
SP-254 Speckled Vanilla Dip	No change
SP-260 Speckled Silver Lining	No change
SP-270 Speckled Pink-A-Dot	Color nearly fades away
SP-274 Speckled Hot Tamale	No change
SP-275 Speckled Orange-A-Peel	No change

Foundations®

FN-001 White	No change
FN-002 Yellow	Slightly lightens
FN-003 Orange	No change
FN-004 Red	No change
FN-005 Pink	Slightly lightens
FN-006 Blue	No change
FN-007 Green	Slightly lightens
FN-008 Brown	No change
FN-009 Black	No change
FN-010 Tree Green	No change
FN-011 Light Blue	No change
FN-012 Lavender	Lightens
FN-013 Light yellow	No change
FN-014 Antique White	Slightly lightens
FN-015 Brick Red	Lightens to medium red
FN-016 Harvest Orange	Slightly lightens
FN-017 Purple	Lightens to medium blue
FN-018 Bright Blue	Slightly lightens
FN-019 Dark Blue	Lightens to cobalt blue
FN-020 Medium Green	Slightly darkens
FN-021 Olive Green	Slightly darkens
FN-022 Tan	No change
FN-023 Cinnamon	Slightly darkens
FN-024 Gray	No change
FN-025 Raspberry Whip	Fades to light lavender
FN-026 Salmon Mousse	Lightens
FN-027 Glade Green	Slightly lightens
FN-028 Wisteria Purple	Fades to light purple
FN-029 Rich Chocolate	Lightens to FN-023 Cinnamon
FN-031 Corn Flower Blue	No change
FN-032 Canton Jade	No change
FN-033 Mediterranean Teal	No change
FN-034 Big Sky Blue	Slightly lightens
FN-035 Deep Red	No change
FN-036 Grape	Slightly lightens
FN-037 Chartreuse	Slightly lightens
FN-038 Sand	Slightly lightens
FN-039 Light Gray	Lightens
FN-040 Pumpkin	Slightly lightens
FN-041 Medium Blue	No change
FN-042 Teal Blue	No change
FN-043 Bright Jade	Slightly lightens
FN-044 Yellow Orange	Slightly lightens
FN-045 Taupe	Slightly lightens
FN-046 Sage	No change
FN-047 Light Pink	No change
FN-048 Bright Pink	No change
FN-049 Flammingo	No change
FN-050 Coral	No change
FN-051 Strawberry	No change
FN-052 Tangerine	No change
FN-053 Mint	No change
FN-054 Pistachio	No change

Foundations® Sheer

FN-201 Golden Clear	No change
FN-202 Yadro	Fades to a clear pale green
FN-203 Dry Champagne	Turns clear grayish-green
FN-204 Mudpuddle Brown	Turns clear olive green
FN-205 Saddle Tan	Turns tan clear
FN-206 Lemon Ice	Fades to clear
FN-207 Orange Slice	Burns out to a dull pink
FN-208 Crystal Coral	Fades to clear

Reference

Foundations® Sheer (continued)

FN-209 Floral Pink	Fades to clear
FN-211 Sheer Blue	Lightens
FN-212 Blue Diamond	Lightens
FN-213 Saffire Blue	Lightens
FN-214 Pastel Jade	Fades to slight green, Pits on every coat
FN-216 Sea Glass	Fades to clear
FN-220 Sooty Grey	Fades to faint smokey green
FN-221 Milk Glass	Fades to clear
FN-222 Indigo	Turns to a cobalt blue
FN-223 Amethyst	Light blue
FN-224 Key Lime	Fades to clear
FN-225 Watermelon	Fades to light coral
FN-226 Squash Blossom	Slightly lightens
FN-227 Celery	Fades to clear
FN-228 Slate Gray	Turns bluish-sage
FN-229 Iced Mocha	Fades to light olive green
FN-230 Poppy	Turns light milky coral
FN-231 Clearly Jade	Turns sage

Foundations® Matte (all turn to a gloss finish)

FN-301 Marshmallow White	Slightly dulls
FN-302 Ivory Cream	Green tint
FN-304 Black Velvet	No change
FN-305 Milk Chocolate	Slightly lighten
FN-306 Pumpkin Tart	No change

Underglazes

UG-1 Kings Blue	Slightly darkens
UG-2 Sea Blue	Slightly lightens
UG-3 Baby Blue	Slightly darkens
UG-10 Crimson	Lightens to UG-92 Lilac
UG-19 Electra Blue	Darkens to a teal
UG-21 Leaf Green	Darkens to a light forest green
UG-22 Spring Green	Darkens to a pea green
UG-30 Sand	Lightens
UG-31 Chocolate	Lightens to a teddy bear brown
UG-32 Cocoa	Becomes milky and slightly matte
UG-34 Chestnut Brown	No change
UG-46 Bright Yellow	No change
UG-50 Jet Black	No change
UG-51 China White	No change
UG-53 Silver Grey	Blues
UG-57 Spice Brown	Slightly dulls
UG-58 Harvest Gold	Slightly brightens
UG-67 Ivory	No change
UG-68 Apple Green	Fades to mint
UG-72 Wedgewood Blue	Slightly darkens
UG-82 Tucson Turquoise	Slightly darkens
UG-85 Orange Sorbet	Slightly darkens
UG-87 Regal Purple	Turns grape purple/Slightly darkens
UG-90 Green Mist	Darkens to a spearmint green
UG-91 True Teal	Turns a teal blue
UG-92 Lilac	Dulls
UG-93 Wild Violet	Deepens to a blue-purple
UG-94 Pansy Purple	Deepens to a dark blue
UG-97 Bright Blue	Deepens to a medium blue
UG-100 Terra Cotta	Lightens to a basketball brown
UG-146 Pink Pink	Slightly darkens
UG-198 Dark Grey	Lightens to a taupe
UG-203 Squash	Slightly lightens

UG-204 Orange	No change
UG-206 Fire Engine Red	Slightly darkens
UG-207 Flame Red	Darkens to UG-208 Dragon Red
UG-208 Dragon Red	Slightly darkens
UG-209 Jade	Color deepens
UG-210 Forest Green	Slightly darkens
UG-213 Cinnamon	Lightens to a brick red

Elements™

EL-101 Oyster Shell	Turns creamy mint green
EL-103 Sea Spray	Turns a milky white/light jade
EL-106 Tidal Pool	Mottled milky jade w/ brown chunks
EL-107 Amber Ash	Turns speckled varigated gold/blue
EL-110 Mudslide	Turns dirty dijon w/ dark brown breaking
EL-111 Ruby Creek	Mottled caramel with dark brown chunk
EL-112 Tomado Sky	Turns gold-brown w/ dark brown specks, Opaque
EL-113 Spanish Moss	Turns dark olive cascade-Breaks w/ brunt orange accent
EL-117 Waterfall	Turns burnt orange w/ olive cascade
EL-118 Blue Grotto	Turns dark brown
EL-119 Burnished Steel	Turns mirror black w/ hints of dull frost
EL-120 Black Ice	Slight change with iridescent finish
EL-121 Copper Adventurine	Turns dark brown w/ copper float-Sparkles remain
EL-122 Malachite	Turns glossy sage
EL-123 Patina	Turns glossy rose w/ seafoam green frosting
EL-124 Stormy Blue	Turns beige w/ blue frost
EL-125 Sahara Sands	Mottled olive/brown with milky float
EL-127 Rose Granite	Deep amber with gold-where heavier pink and purple hues show
EL-128 Wheat	Turns dijon w/ beige float
EL-129 Slate	Turns dark brown w/ lighter brown and blue cascading
EL-130 Sea Green	Turns olive green w/ blue-green mottling
EL-131 Turtle Shell	Turns olive green w/ blue-green mottling
EL-132 Rust Red	Turns chestnut brown
EL-133 Autumn	Turns chestnut brown w/ gold cascading
EL-134 Mirror Blue	No change
EL-135 Rare Earth	Turns muddy brown
EL-136 Lapis Lagoon	Turns transparent forest green
EL-137 Black Adventurine	Turns dark brown w/ burnished cascading
FN-215 Aztec Jade	Lightens to a yellowish-green
FN-217 Evergreen Fir	Turns a mottled brown/green
FN-218 Green Sapphire	Darkens to forest green
FN-219 Lustre Green	Turns olive green
EL-138 Desert Canyon	Darkens to a deep brown
EL-139 Nectar	Slightly lightens

Elements™ Chunkies

EL-204 Glowing Embers	Base glaze turns caramel-Crystals shrink turn dark brown
EL-205 Jade Pebble	Base glaze turns gold-Crystals turn gray-brown & move
EL-207 Gold Mine	Base glaze turns jade w/ burnt orange chunks-Crystals turn green
EL-208 Moss Creek	Base glaze turns rust red w/ olive cascade/Crystals fade
EL-209 Night Sky	Turns a dark muddy brown/Crystals fade

Pottery Cascade

PC-601 Clear Cascade	Clear with a slight tint of light blue
PC-602 White Cascade	Clear with white float

Jungle Gems™

CG-707 Woodland Fantasy	Turns medium brown w/ Crystals turning to an olive green
CG-713 Peacock Green	Turns olive green-Crystals fade
CG-716 Pagoda Green	Turns gold brown-Crystals orange with blue/purple halo
CG-717 Pistachio	Turns mint green with faded crystals

CG-718 Blue Caprice	Base glaze lightens and crystals flow together
CG-722 Seawind	Crystals flow and slightly fade
CG-750 Noel	Crystals fade and run
CG-753 Sassy Orange	Crystals fade and run
CG-756 Firecracker	Base glaze boils-Crystals fade
CG-772 Sand Petal	Base glaze glosses and boils-Crystals remain and expand
CG-779 Black Opal	Base glaze boils-Crystals lose shape and fade
CG-780 Mystic Jade	Base glaze fades-Crystals turn gold and move
CG-783 Strawberry Sundae	Base glaze turns orkid-Crystals turn seafoam green
CG-785 Royal Fantasy	Turns blue w/ purple mottling-Crystals disappear
CG-786 Obsidian	No change to base glaze-Crystals fade and turn blue
CG-788 Dutch Enamelware	No change to base glaze-Crystals fade
CG-795 Yadro Print	Base glaze turns to transparent olive green-Crystals fade
CG-798 Black Iris	Base glaze no change and boils-Crystals turn white
CG-954 Wildfire	Base glaze no change-Crystals fade
CG-958 Lagoon Blue	Base glaze no change-Crystals fade
CG-961 Evergreen	Color darkens-Crystals fades and cascades, Semi-Transparent
CG-962 Blue Azure	Color fades and turns mottled blue/jade-Crystals turn golden
CG-963 Lemon Lime	Color remains-Crystals fade
CG-964 Kaleidoscope	Color fades-Crystals fade
CG-965 Mocha Marble	Base glaze turns transparent olive green-Crystals fade
CG-966 Tiger Lilly	Base glaze fades/Crystals fade
CG-967 Green Agate	Base glaze fades w/ light blue cascades-Crystals fade
CG-968 Peppermint Twist	Base glazes fades to white-Crystals fade
CG-969 Floral Fantasy	Base glazes turns to violet w/ purple and blue float
CG-970 Masquerade	Base glaze no change-Crystals fade & cascade
CG-971 Purple Cosmos	Base glaze turns transparent violet-Crystals turn brown
CG-972 Dragon's Breath	Base glaze turns brown/olive gold-Crystals fade
CG-973 Alligator	Base glaze turns dark green and glossy-Crystals fade
CG-974 Bloomin' Blue	Base glaze turns to olive w/ blue cascading-Crystals fade
CG-975 Sky Diamonds	Base glaze no change-Crystals turn green
CG-977 Ink Spots	Base glaze no change-Crystals bleed

Crystalites™

S-2701 Peacock Eyes	Crystals fade and cascade
S-2702 Northern Lights	Base glaze fades-Crystals fade and cascade
S-2703 Berryberry Pie	Base glaze fade-Crystals turn green & specks cascade
S-2704 Plum Jelly	Turns blue-Crystals disappear, blue specks remain & cascade
S-2708 Oriental Carmel	Base glaze lightens-Crystals fade and cascade
S-2709 Cappuccino Mint	Base glaze lightens to golden brown-Green crystals fade
S-2711 Tahiti Grape	Base glaze lightens-Crystals turn gold & specks remain
S-2712 Monsoon Seas	Base glaze darkens w/ greenish hue-Crystals turn blue green
S-2714 Herb Garden	Base glaze fades-Crystals fade & cascade
S-2715 Spotted Kiwi	Base glaze no change-Crystals cascade into glaze
S-2716 Celestial Blue	Base glaze no change-Crystals cascade into glaze
S-2718 Cosmic Black	Base glaze lightens to cream clear-Crystals turn blue-green
S-2723 Grape Divine	Base glaze lightens-Crystals turn yellow
S-2724 Lotus Blossom	Base glaze lightens-Crystals darken
S-2725 Safari	Base glaze turns olive green-Crystals move
S-2726 Cheetah	Base glaze no change-Crystals cascade
S-2727 Poppy Fields	Base glaze no change-Crystals cascade
S-2729 Citrus Splash	Base glaze no change-Crystals lighten

Mid-Range Firing Guide

Legislation relating to art materials safety began with the initial passage of the **Federal Hazardous Substances Act (FHSA)** in 1960 which required products containing *acute* health hazards to display mandatory warnings on their labels. FHSA was amended in 1988 by the **Labeling of Hazardous Art Materials Act (LHAMA)**. LHAMA established that art materials sold in the U. S. must also be evaluated by a qualified toxicologist for *chronic* toxicity according to the chronic hazard labeling standard, ASTM D 4236.

The Consumer Product Safety Improvement Act of 2008 (CPSIA) created the requirement that a **General Conformity Certificate (GCC)** must be prepared for products “primarily intended” for use by children (now federally defined as age 12 and under). This certificate documents that the product has been tested and meets appropriate standards. Certificates of Compliance are available at www.maycocolors.com

The primary U.S. governmental agency responsible for creating regulations for the enforcement of these laws is the Consumer Product Safety Commission (CPSC).

As the Globally Harmonized System (GHS) of classification and labeling of chemicals becomes adopted in the U.S. and around the world, laws and regulations can be expected to change. As of 2014, the only U.S. regulations that have been impacted by GHS are those administered by OSHA; specifically the replacement of MSDS with SDS and the new labeling requirements for industrial packaging.

ASTM D 4236

This is the Standard Practice for Labeling Art Materials for Chronic Health Hazards. This standard was originally developed in 1983 and it describes the process for developing precautionary labels and the hazards warning that belong on a label. When you see a symbol and/or statement on a product label that states: “Conforms to ASTM D 4236” this means:

1. that an independent toxicologist has reviewed and evaluated art material product formulations
2. that current, generally accepted scientific and medical knowledge was consulted to assess formula components
3. that a report of the findings was submitted to the manufacturer indicating what, in any, hazards warning must be placed on a product label.
4. products that do not contain any hazardous materials may then be marketed as **non-toxic**.

Art & Creative Materials Institute (ACMI)

ACMI is an international association of over 220 arts, craft and creative material manufacturers which seeks to promote safety in art and creative products through its certification program. Mayco joined ACMI in 2013, granting us the privilege to use ACMI’s “AP” seal on approved product labels.

As our products are in the process of being re-evaluated by ACMI toxicologists you may see the following symbols used to indicate an individual product’s safety classification:



The AP and Non-Toxic seals are equivalent – both signify Non-Toxic products. CL (Caution Label) signifies products for which there are health caution warnings on the label.

Food Safe Surfaces

A food safe surface is both a regulatory determination and a practical matter. First the legal: the Food & Drug Administration (FDA) enforces a guideline that measures the amount of lead and/or cadmium that leaches out of a glaze (ASTM method C738: Lead and Cadmium Extracted From Glazed Ceramic Surfaces). If the measurement is below the threshold the glaze can be marketed as “Food Safe.” ALL Mayco glazes meet FDA guidelines and are food safe.


The practical: many Mayco glazes are designed to create surfaces textures, such as our crackle and crystal glazes. These textured surfaces can trap food and lead to bacterial growth. Our company philosophy, consistent with our views on product safety, is to avoid using textural glazes for food surface containers. Therefore we voluntarily add the following phrase to textural glazes:

“May not be suitable for dinnerware due to the fired surface characteristics which can make the surface difficult to properly clean.”

Please Note: Due to potential contamination during studio application, handling and firing we cannot guarantee your fired results will be food safe. If you use Mayco glazes on products that you intend to resell, you are required to provide test results to your customers. Please consult the CPSC website for updates to testing requirements as fuller implementation of the new laws unfold.

Safety Data Sheets (SDS)

GHS now mandates a 16-part Safety Data Sheet (SDS), which replaces MSDS sheets. While symbols and some terminology have changed, the essential information from MSDS to SDS remains the same for our products. Available at www.maycocolors.com



*Make it Colorful
Make it Fun
Make it Mayco*



Mayco Colors
Coloramics, LLC
4077 Weaver Court S.
Hilliard, OH 43026
614-876-1171
www.maycocolors.com

CAT-16/E 2016